

GRANNIS
& ASSOCIATES, P.C.
CERTIFIED PUBLIC ACCOUNTANTS

December 1, 2015

CONFIDENTIAL

AQUINAS COLLEGE
4210 HARDING RD
NASHVILLE, TN 37205

Dear SR Mary Sarah, O.P.:

We have prepared the following returns from information provided by you without verification or audit.

Return of Organization Exempt From Income Tax (Form 990)

We suggest that you examine these returns carefully to fully acquaint yourself with all items contained therein to ensure that there are no omissions or misstatements.

Federal Filing Instructions

None is required. Your Form 990 for the year ended 6/30/15 shows no balance due.

You are using a Personal Identification Number (PIN) for signing your return electronically. Sign the IRS e-file Authorization and mail it as soon as possible to:

GRANNIS & ASSOCIATES, P.C.
515 W BURTON ST
MURFREESBORO, TN 37130-3549

Initial and date the copies of the IRS e-file Signature Authorization and the Form 990. Retain them for your records. If previously signed and returned no further action is required for Form 8879-EO.

Your return is being filed electronically with the IRS and is not required to be mailed. Mailing a paper copy of your return to the IRS will delay the processing of your return.

Also enclosed is any material you furnished for use in preparing the returns. If the returns are examined, requests may be made for supporting documentation. Therefore, we recommend that you retain all pertinent records for at least seven years.

Public Inspection: Organizations managers must make Form 990 available for public inspection during regular business hours at the Organization's principal office. If it has no office (or its office is a personal residence), the manager can make the return available at another appropriate location. The Organization may also mail (within two weeks of receiving the request) a copy free of charge (including postage and copying) to any person who requests inspection.

In order that we may properly advise you of tax considerations, please keep us informed of any significant changes in your financial affairs or of any correspondence received from taxing authorities.

If you have any questions, or if we can be of assistance in any way, please call.

Sincerely,

GRANNIS & ASSOCIATES, P.C.

Forms 990 / 990-EZ Return Summary

For calendar year 2014, or tax year beginning **07/01/14**, and ending **06/30/15**

62-0812782

AQUINAS COLLEGE

Net Asset / Fund Balance at Beginning of Year **26,454,734**

Revenue

Contributions	<u>1,380,432</u>	
Program service revenue	<u>5,799,925</u>	
Investment income	<u>344,352</u>	
Capital gain / loss	<u>-26,019</u>	
Fundraising / Gaming:		
Gross revenue	<u>42,688</u>	
Direct expenses	<u>32,145</u>	
Net income	<u>10,543</u>	
Other income	<u>68,961</u>	
Total revenue		<u>7,578,194</u>

Expenses

Program services	<u>5,434,160</u>	
Management and general	<u>2,720,091</u>	
Fundraising	<u>309,172</u>	
Total expenses		<u>8,463,423</u>
Excess / (deficit)		<u>-885,229</u>

Changes **336,882**

Net Asset / Fund Balance at End of Year **25,906,387**

Reconciliation of Revenue

Total revenue per financial statements	<u>8,580,436</u>
Less:	
Unrealized gains	<u>336,882</u>
Donated services	<u>633,215</u>
Recoveries	
Other	<u>32,145</u>
Plus:	
Investment expenses	
Other	
Total revenue per return	<u>7,578,194</u>

Reconciliation of Expenses

Total expenses per financial statements	<u>9,128,783</u>
Less:	
Donated services	<u>633,215</u>
Prior year adjustments	
Losses	
Other	<u>32,145</u>
Plus:	
Investment expenses	
Other	
Total expenses per return	<u>8,463,423</u>

Balance Sheet

	Beginning	Ending	Differences
Assets	<u>26,723,130</u>	<u>26,293,847</u>	
Liabilities	<u>268,396</u>	<u>387,460</u>	
Net assets	<u>26,454,734</u>	<u>25,906,387</u>	<u>-548,347</u>

Miscellaneous Information

Amended return _____
 Return / extended due date **05/16/16**
 Failure to file penalty _____

Form 990 Department of the Treasury Internal Revenue Service	Return of Organization Exempt From Income Tax Under section 501(c), 527, or 4947(a)(1) of the Internal Revenue Code (except private foundations) ▶ Do not enter social security numbers on this form as it may be made public. ▶ Information about Form 990 and its instructions is at www.irs.gov/form990 .	OMB No. 1545-0047 2014 Open to Public Inspection
---	---	--

A For the 2014 calendar year, or tax year beginning 07/01/14, and ending 06/30/15

B Check if applicable: <input type="checkbox"/> Address change <input type="checkbox"/> Name change <input type="checkbox"/> Initial return <input type="checkbox"/> Final return/terminated <input type="checkbox"/> Amended return <input type="checkbox"/> Application pending	C Name of organization <div style="text-align: center; font-weight: bold;">AQUINAS COLLEGE</div> Doing business as Number and street (or P.O. box if mail is not delivered to street address) Room/suite 4210 HARDING RD City or town, state or province, country, and ZIP or foreign postal code NASHVILLE TN 37205	D Employer identification number 62-0812782 E Telephone number 615-297-7545 G Gross receipts \$ 7,641,442
F Name and address of principal officer: SR MARY SARAH, O.P. 4210 HARDING RD NASHVILLE TN 37205		H(a) Is this a group return for subordinates? <input type="checkbox"/> Yes <input checked="" type="checkbox"/> No H(b) Are all subordinates included? <input type="checkbox"/> Yes <input type="checkbox"/> No If "No," attach a list. (see instructions) H(c) Group exemption number ▶
I Tax-exempt status: <input checked="" type="checkbox"/> 501(c)(3) <input type="checkbox"/> 501(c) () (insert no.) <input type="checkbox"/> 4947(a)(1) or <input type="checkbox"/> 527 J Website: ▶ WWW.AQUINASCOLLEGE.EDU		L Year of formation: 1970 M State of legal domicile: TN
K Form of organization: <input checked="" type="checkbox"/> Corporation <input type="checkbox"/> Trust <input type="checkbox"/> Association <input type="checkbox"/> Other ▶		

Part I Summary

Activities & Governance	1 Briefly describe the organization's mission or most significant activities: EDUCATION		
	2 Check this box <input type="checkbox"/> if the organization discontinued its operations or disposed of more than 25% of its net assets.		
	3 Number of voting members of the governing body (Part VI, line 1a)	3	16
	4 Number of independent voting members of the governing body (Part VI, line 1b)	4	9
	5 Total number of individuals employed in calendar year 2014 (Part V, line 2a)	5	199
	6 Total number of volunteers (estimate if necessary)	6	67
	7a Total unrelated business revenue from Part VIII, column (C), line 12	7a	0
	b Net unrelated business taxable income from Form 990-T, line 34	7b	0
Revenue		Prior Year	Current Year
	8 Contributions and grants (Part VIII, line 1h)	6,946,781	1,380,432
	9 Program service revenue (Part VIII, line 2g)	6,234,495	5,799,925
	10 Investment income (Part VIII, column (A), lines 3, 4, and 7d)	255,215	318,333
	11 Other revenue (Part VIII, column (A), lines 5, 6d, 8c, 9c, 10c, and 11e)	92,436	79,504
	12 Total revenue – add lines 8 through 11 (must equal Part VIII, column (A), line 12)	13,528,927	7,578,194
Expenses			
	13 Grants and similar amounts paid (Part IX, column (A), lines 1–3)		0
	14 Benefits paid to or for members (Part IX, column (A), line 4)		0
	15 Salaries, other compensation, employee benefits (Part IX, column (A), lines 5–10)	5,872,111	5,782,370
	16a Professional fundraising fees (Part IX, column (A), line 11e)		0
	b Total fundraising expenses (Part IX, column (D), line 25) ▶ 309,172		
	17 Other expenses (Part IX, column (A), lines 11a–11d, 11f–24e)	2,794,479	2,681,053
	18 Total expenses. Add lines 13–17 (must equal Part IX, column (A), line 25)	8,666,590	8,463,423
	19 Revenue less expenses. Subtract line 18 from line 12	4,862,337	-885,229
Net Assets or Fund Balances		Beginning of Current Year	End of Year
	20 Total assets (Part X, line 16)	26,723,130	26,293,847
	21 Total liabilities (Part X, line 26)	268,396	387,460
	22 Net assets or fund balances. Subtract line 21 from line 20	26,454,734	25,906,387

Part II Signature Block

Under penalties of perjury, I declare that I have examined this return, including accompanying schedules and statements, and to the best of my knowledge and belief, it is true, correct, and complete. Declaration of preparer (other than officer) is based on all information of which preparer has any knowledge.

Sign Here	Signature of officer SR MARY SARAH, O.P. Type or print name and title	Date PRESIDENT
Paid Preparer Use Only	Print/Type preparer's name WILLIAM O DIX	Preparer's signature WILLIAM O DIX
	Date 12/01/15	Check <input type="checkbox"/> if self-employed PTIN P01045861
	Firm's name ▶ GRANNIS & ASSOCIATES, P.C. 515 W BURTON ST Firm's address ▶ MURFREESBORO, TN 37133	Firm's EIN ▶ 20-0188015

May the IRS discuss this return with the preparer shown above? (see instructions)

 For Paperwork Reduction Act Notice, see the separate instructions.
 DAA

0
 2
 14)

Part III Statement of Program Service AccomplishmentsCheck if Schedule O contains a response or note to any line in this Part III ☐**1** Briefly describe the organization's mission:**EDUCATION****2** Did the organization undertake any significant program services during the year which were not listed on the prior Form 990 or 990-EZ? ☐ Yes ☒ No

If "Yes," describe these new services on Schedule O.

3 Did the organization cease conducting, or make significant changes in how it conducts, any program services? ☐ Yes ☒ No

If "Yes," describe these changes on Schedule O.

4 Describe the organization's program service accomplishments for each of its three largest program services, as measured by expenses. Section 501(c)(3) and 501(c)(4) organizations are required to report the amount of grants and allocations to others, the total expenses, and revenue, if any, for each program service reported.**4a** (Code:) (Expenses \$ **5,434,160** including grants of \$) (Revenue \$)**AQUINAS COLLEGE IS A TENNESSEE NONPROFIT CORPORATION CHARTERED JUNE 24, 1970. IT OPERATES A PRIVATE CATHOLIC INSTITUTION OF HIGHER EDUCATION.****4b** (Code:) (Expenses \$ including grants of \$) (Revenue \$)**DONATED SERVICES OF THE MEMBERS OF THE DOMINICAN CONGREGATION (RELIGIOUS ORDER) VALUE AT \$533,341.****4c** (Code:) (Expenses \$ including grants of \$) (Revenue \$)**4d** Other program services (Describe in Schedule O.)

(Expenses \$ including grants of \$) (Revenue \$)

4e Total program service expenses **5,434,160**

Part IV Checklist of Required Schedules

	Yes	No
1 Is the organization described in section 501(c)(3) or 4947(a)(1) (other than a private foundation)? If "Yes," complete Schedule A	1 X	
2 Is the organization required to complete Schedule B, Schedule of Contributors (see instructions)?	2 X	
3 Did the organization engage in direct or indirect political campaign activities on behalf of or in opposition to candidates for public office? If "Yes," complete Schedule C, Part I	3	X
4 Section 501(c)(3) organizations. Did the organization engage in lobbying activities, or have a section 501(h) election in effect during the tax year? If "Yes," complete Schedule C, Part II	4	X
5 Is the organization a section 501(c)(4), 501(c)(5), or 501(c)(6) organization that receives membership dues, assessments, or similar amounts as defined in Revenue Procedure 98-19? If "Yes," complete Schedule C, Part III	5	X
6 Did the organization maintain any donor advised funds or any similar funds or accounts for which donors have the right to provide advice on the distribution or investment of amounts in such funds or accounts? If "Yes," complete Schedule D, Part I	6	X
7 Did the organization receive or hold a conservation easement, including easements to preserve open space, the environment, historic land areas, or historic structures? If "Yes," complete Schedule D, Part II	7	X
8 Did the organization maintain collections of works of art, historical treasures, or other similar assets? If "Yes," complete Schedule D, Part III	8	X
9 Did the organization report an amount in Part X, line 21, for escrow or custodial account liability; serve as a custodian for amounts not listed in Part X; or provide credit counseling, debt management, credit repair, or debt negotiation services? If "Yes," complete Schedule D, Part IV	9	X
10 Did the organization, directly or through a related organization, hold assets in temporarily restricted endowments, permanent endowments, or quasi-endowments? If "Yes," complete Schedule D, Part V	10 X	
11 If the organization's answer to any of the following questions is "Yes," then complete Schedule D, Parts VI, VII, VIII, IX, or X as applicable.		
a Did the organization report an amount for land, buildings, and equipment in Part X, line 10? If "Yes," complete Schedule D, Part VI	11a X	
b Did the organization report an amount for investments—other securities in Part X, line 12 that is 5% or more of its total assets reported in Part X, line 16? If "Yes," complete Schedule D, Part VII	11b	X
c Did the organization report an amount for investments—program related in Part X, line 13 that is 5% or more of its total assets reported in Part X, line 16? If "Yes," complete Schedule D, Part VIII	11c	X
d Did the organization report an amount for other assets in Part X, line 15 that is 5% or more of its total assets reported in Part X, line 16? If "Yes," complete Schedule D, Part IX	11d	X
e Did the organization report an amount for other liabilities in Part X, line 25? If "Yes," complete Schedule D, Part X	11e	X
f Did the organization's separate or consolidated financial statements for the tax year include a footnote that addresses the organization's liability for uncertain tax positions under FIN 48 (ASC 740)? If "Yes," complete Schedule D, Part X	11f	X
12a Did the organization obtain separate, independent audited financial statements for the tax year? If "Yes," complete Schedule D, Parts XI and XII	12a X	
b Was the organization included in consolidated, independent audited financial statements for the tax year? If "Yes," and if the organization answered "No" to line 12a, then completing Schedule D, Parts XI and XII is optional	12b	X
13 Is the organization a school described in section 170(b)(1)(A)(ii)? If "Yes," complete Schedule E	13 X	
14a Did the organization maintain an office, employees, or agents outside of the United States?	14a X	
b Did the organization have aggregate revenues or expenses of more than \$10,000 from grantmaking, fundraising, business, investment, and program service activities outside the United States, or aggregate foreign investments valued at \$100,000 or more? If "Yes," complete Schedule F, Parts I and IV	14b	X
15 Did the organization report on Part IX, column (A), line 3, more than \$5,000 of grants or other assistance to or for any foreign organization? If "Yes," complete Schedule F, Parts II and IV	15	X
16 Did the organization report on Part IX, column (A), line 3, more than \$5,000 of aggregate grants or other assistance to or for foreign individuals? If "Yes," complete Schedule F, Parts III and IV	16	X
17 Did the organization report a total of more than \$15,000 of expenses for professional fundraising services on Part IX, column (A), lines 6 and 11e? If "Yes," complete Schedule G, Part I (see instructions)	17	X
18 Did the organization report more than \$15,000 total of fundraising event gross income and contributions on Part VIII, lines 1c and 8a? If "Yes," complete Schedule G, Part II	18 X	
19 Did the organization report more than \$15,000 of gross income from gaming activities on Part VIII, line 9a? If "Yes," complete Schedule G, Part III	19	X
20a Did the organization operate one or more hospital facilities? If "Yes," complete Schedule H	20a	X
b If "Yes" to line 20a, did the organization attach a copy of its audited financial statements to this return?	20b	

Part IV Checklist of Required Schedules (continued)

	Yes	No
21 Did the organization report more than \$5,000 of grants or other assistance to any domestic organization or domestic government on Part IX, column (A), line 1? If "Yes," complete Schedule I, Parts I and II	21	X
22 Did the organization report more than \$5,000 of grants or other assistance to or for domestic individuals on Part IX, column (A), line 2? If "Yes," complete Schedule I, Parts I and III	22	X
23 Did the organization answer "Yes" to Part VII, Section A, line 3, 4, or 5 about compensation of the organization's current and former officers, directors, trustees, key employees, and highest compensated employees? If "Yes," complete Schedule J	23	X
24a Did the organization have a tax-exempt bond issue with an outstanding principal amount of more than \$100,000 as of the last day of the year, that was issued after December 31, 2002? If "Yes," answer lines 24b through 24d and complete Schedule K. If "No," go to line 25a	24a	X
b Did the organization invest any proceeds of tax-exempt bonds beyond a temporary period exception?	24b	
c Did the organization maintain an escrow account other than a refunding escrow at any time during the year to defease any tax-exempt bonds?	24c	
d Did the organization act as an "on behalf of" issuer for bonds outstanding at any time during the year?	24d	
25a Section 501(c)(3), 501(c)(4), and 501(c)(29) organizations. Did the organization engage in an excess benefit transaction with a disqualified person during the year? If "Yes," complete Schedule L, Part I	25a	X
b Is the organization aware that it engaged in an excess benefit transaction with a disqualified person in a prior year, and that the transaction has not been reported on any of the organization's prior Forms 990 or 990-EZ? If "Yes," complete Schedule L, Part I	25b	X
26 Did the organization report any amount on Part X, line 5, 6, or 22 for receivables from or payables to any current or former officers, directors, trustees, key employees, highest compensated employees, or disqualified persons? If "Yes," complete Schedule L, Part II	26	X
27 Did the organization provide a grant or other assistance to an officer, director, trustee, key employee, substantial contributor or employee thereof, a grant selection committee member, or to a 35% controlled entity or family member of any of these persons? If "Yes," complete Schedule L, Part III	27	X
28 Was the organization a party to a business transaction with one of the following parties (see Schedule L, Part IV instructions for applicable filing thresholds, conditions, and exceptions):		
a A current or former officer, director, trustee, or key employee? If "Yes," complete Schedule L, Part IV	28a	X
b A family member of a current or former officer, director, trustee, or key employee? If "Yes," complete Schedule L, Part IV	28b	X
c An entity of which a current or former officer, director, trustee, or key employee (or a family member thereof) was an officer, director, trustee, or direct or indirect owner? If "Yes," complete Schedule L, Part IV	28c	X
29 Did the organization receive more than \$25,000 in non-cash contributions? If "Yes," complete Schedule M	29	X
30 Did the organization receive contributions of art, historical treasures, or other similar assets, or qualified conservation contributions? If "Yes," complete Schedule M	30	X
31 Did the organization liquidate, terminate, or dissolve and cease operations? If "Yes," complete Schedule N, Part I	31	X
32 Did the organization sell, exchange, dispose of, or transfer more than 25% of its net assets? If "Yes," complete Schedule N, Part II	32	X
33 Did the organization own 100% of an entity disregarded as separate from the organization under Regulations sections 301.7701-2 and 301.7701-3? If "Yes," complete Schedule R, Part I	33	X
34 Was the organization related to any tax-exempt or taxable entity? If "Yes," complete Schedule R, Parts II, III, or IV, and Part V, line 1	34	X
35a Did the organization have a controlled entity within the meaning of section 512(b)(13)?	35a	X
b If "Yes" to line 35a, did the organization receive any payment from or engage in any transaction with a controlled entity within the meaning of section 512(b)(13)? If "Yes," complete Schedule R, Part V, line 2	35b	
36 Section 501(c)(3) organizations. Did the organization make any transfers to an exempt non-charitable related organization? If "Yes," complete Schedule R, Part V, line 2	36	X
37 Did the organization conduct more than 5% of its activities through an entity that is not a related organization and that is treated as a partnership for federal income tax purposes? If "Yes," complete Schedule R, Part VI	37	X
38 Did the organization complete Schedule O and provide explanations in Schedule O for Part VI, lines 11b and 19? Note. All Form 990 filers are required to complete Schedule O	38	X

Part V Statements Regarding Other IRS Filings and Tax ComplianceCheck if Schedule O contains a response or note to any line in this Part V ☐

		Yes	No
1a Enter the number reported in Box 3 of Form 1096. Enter -0- if not applicable	1a 34		
b Enter the number of Forms W-2G included in line 1a. Enter -0- if not applicable	1b 0		
c Did the organization comply with backup withholding rules for reportable payments to vendors and reportable gaming (gambling) winnings to prize winners?	1c	X	
2a Enter the number of employees reported on Form W-3, Transmittal of Wage and Tax Statements, filed for the calendar year ending with or within the year covered by this return	2a 199		
b If at least one is reported on line 2a, did the organization file all required federal employment tax returns? Note. If the sum of lines 1a and 2a is greater than 250, you may be required to e-file (see instructions)	2b	X	
3a Did the organization have unrelated business gross income of \$1,000 or more during the year?	3a		X
b If "Yes," has it filed a Form 990-T for this year? If "No" to line 3b, provide an explanation in Schedule O	3b		
4a At any time during the calendar year, did the organization have an interest in, or a signature or other authority over, a financial account in a foreign country (such as a bank account, securities account, or other financial account)?	4a		X
b If "Yes," enter the name of the foreign country: ► See instructions for filing requirements for FinCEN Form 114, Report of Foreign Bank and Financial Accounts (FBAR).			
5a Was the organization a party to a prohibited tax shelter transaction at any time during the tax year?	5a		X
b Did any taxable party notify the organization that it was or is a party to a prohibited tax shelter transaction?	5b		X
c If "Yes" to line 5a or 5b, did the organization file Form 8886-T?	5c		
6a Does the organization have annual gross receipts that are normally greater than \$100,000, and did the organization solicit any contributions that were not tax deductible as charitable contributions?	6a		X
b If "Yes," did the organization include with every solicitation an express statement that such contributions or gifts were not tax deductible?	6b		
7 Organizations that may receive deductible contributions under section 170(c).			
a Did the organization receive a payment in excess of \$75 made partly as a contribution and partly for goods and services provided to the payor?	7a	X	
b If "Yes," did the organization notify the donor of the value of the goods or services provided?	7b	X	
c Did the organization sell, exchange, or otherwise dispose of tangible personal property for which it was required to file Form 8282?	7c		X
d If "Yes," indicate the number of Forms 8282 filed during the year	7d		
e Did the organization receive any funds, directly or indirectly, to pay premiums on a personal benefit contract?	7e		X
f Did the organization, during the year, pay premiums, directly or indirectly, on a personal benefit contract?	7f		X
g If the organization received a contribution of qualified intellectual property, did the organization file Form 8899 as required?	7g		
h If the organization received a contribution of cars, boats, airplanes, or other vehicles, did the organization file a Form 1098-C?	7h		
8 Sponsoring organizations maintaining donor advised funds. Did a donor advised fund maintained by the sponsoring organization have excess business holdings at any time during the year?	8		
9 Sponsoring organizations maintaining donor advised funds.			
a Did the sponsoring organization make any taxable distributions under section 4966?	9a		
b Did the sponsoring organization make a distribution to a donor, donor advisor, or related person?	9b		
10 Section 501(c)(7) organizations. Enter:			
a Initiation fees and capital contributions included on Part VIII, line 12	10a		
b Gross receipts, included on Form 990, Part VIII, line 12, for public use of club facilities	10b		
11 Section 501(c)(12) organizations. Enter:			
a Gross income from members or shareholders	11a		
b Gross income from other sources (Do not net amounts due or paid to other sources against amounts due or received from them.)	11b		
12a Section 4947(a)(1) non-exempt charitable trusts. Is the organization filing Form 990 in lieu of Form 1041?	12a		
b If "Yes," enter the amount of tax-exempt interest received or accrued during the year	12b		
13 Section 501(c)(29) qualified nonprofit health insurance issuers.			
a Is the organization licensed to issue qualified health plans in more than one state? Note. See the instructions for additional information the organization must report on Schedule O.	13a		
b Enter the amount of reserves the organization is required to maintain by the states in which the organization is licensed to issue qualified health plans	13b		
c Enter the amount of reserves on hand	13c		
14a Did the organization receive any payments for indoor tanning services during the tax year?	14a		X
b If "Yes," has it filed a Form 720 to report these payments? If "No," provide an explanation in Schedule O	14b		

Part VI Governance, Management, and Disclosure For each "Yes" response to lines 2 through 7b below, and for a "No" response to line 8a, 8b, or 10b below, describe the circumstances, processes, or changes in Schedule O. See instructions. Check if Schedule O contains a response or note to any line in this Part VI ☒

Section A. Governing Body and Management

	1a	1b	Yes	No
1a Enter the number of voting members of the governing body at the end of the tax year If there are material differences in voting rights among members of the governing body, or if the governing body delegated broad authority to an executive committee or similar committee, explain in Schedule O.	16			
b Enter the number of voting members included in line 1a, above, who are independent		9		
2 Did any officer, director, trustee, or key employee have a family relationship or a business relationship with any other officer, director, trustee, or key employee?			2	X
3 Did the organization delegate control over management duties customarily performed by or under the direct supervision of officers, directors, or trustees, or key employees to a management company or other person?			3	X
4 Did the organization make any significant changes to its governing documents since the prior Form 990 was filed?			4	X
5 Did the organization become aware during the year of a significant diversion of the organization's assets?			5	X
6 Did the organization have members or stockholders?			6	X
7a Did the organization have members, stockholders, or other persons who had the power to elect or appoint one or more members of the governing body?			7a	X
b Are any governance decisions of the organization reserved to (or subject to approval by) members, stockholders, or persons other than the governing body?			7b	X
8 Did the organization contemporaneously document the meetings held or written actions undertaken during the year by the following:				
a The governing body?			8a	X
b Each committee with authority to act on behalf of the governing body?			8b	X
9 Is there any officer, director, trustee, or key employee listed in Part VII, Section A, who cannot be reached at the organization's mailing address? If "Yes," provide the names and addresses in Schedule O			9	X

Section B. Policies (This Section B requests information about policies not required by the Internal Revenue Code.)

	Yes	No
10a Did the organization have local chapters, branches, or affiliates?	10a	X
b If "Yes," did the organization have written policies and procedures governing the activities of such chapters, affiliates, and branches to ensure their operations are consistent with the organization's exempt purposes?	10b	
11a Has the organization provided a complete copy of this Form 990 to all members of its governing body before filing the form?	11a	X
b Describe in Schedule O the process, if any, used by the organization to review this Form 990.		
12a Did the organization have a written conflict of interest policy? If "No," go to line 13	12a	X
b Were officers, directors, or trustees, and key employees required to disclose annually interests that could give rise to conflicts?	12b	X
c Did the organization regularly and consistently monitor and enforce compliance with the policy? If "Yes," describe in Schedule O how this was done	12c	X
13 Did the organization have a written whistleblower policy?	13	X
14 Did the organization have a written document retention and destruction policy?	14	X
15 Did the process for determining compensation of the following persons include a review and approval by independent persons, comparability data, and contemporaneous substantiation of the deliberation and decision?		
a The organization's CEO, Executive Director, or top management official	15a	X
b Other officers or key employees of the organization	15b	X
If "Yes" to line 15a or 15b, describe the process in Schedule O (see instructions).		
16a Did the organization invest in, contribute assets to, or participate in a joint venture or similar arrangement with a taxable entity during the year?	16a	X
b If "Yes," did the organization follow a written policy or procedure requiring the organization to evaluate its participation in joint venture arrangements under applicable federal tax law, and take steps to safeguard the organization's exempt status with respect to such arrangements?	16b	

Section C. Disclosure

17 List the states with which a copy of this Form 990 is required to be filed ► **NONE**

18 Section 6104 requires an organization to make its Forms 1023 (or 1024 if applicable), 990, and 990-T (Section 501(c)(3)s only) available for public inspection. Indicate how you made these available. Check all that apply.
☐ Own website ☐ Another's website ☒ Upon request ☐ Other (explain in Schedule O)

19 Describe in Schedule O whether (and if so, how) the organization made its governing documents, conflict of interest policy, and financial statements available to the public during the tax year.

20 State the name, address, and telephone number of the person who possesses the organization's books and records: ►
DEB WELSH, CONTROLLER **4210 HARDING RD** **TN 37205** **615-297-7545**
NASHVILLE

Part VII Compensation of Officers, Directors, Trustees, Key Employees, Highest Compensated Employees, and Independent ContractorsCheck if Schedule O contains a response or note to any line in this Part VII ☐**Section A. Officers, Directors, Trustees, Key Employees, and Highest Compensated Employees****1a** Complete this table for all persons required to be listed. Report compensation for the calendar year ending with or within the organization's tax year.

- List all of the organization's **current** officers, directors, trustees (whether individuals or organizations), regardless of amount of compensation. Enter -0- in columns (D), (E), and (F) if no compensation was paid.
 - List all of the organization's **current** key employees, if any. See instructions for definition of "key employee."
 - List the organization's five **current** highest compensated employees (other than an officer, director, trustee, or key employee) who received reportable compensation (Box 5 of Form W-2 and/or Box 7 of Form 1099-MISC) of more than \$100,000 from the organization and any related organizations.
 - List all of the organization's **former** officers, key employees, and highest compensated employees who received more than \$100,000 of reportable compensation from the organization and any related organizations.
 - List all of the organization's **former directors or trustees** that received, in the capacity as a former director or trustee of the organization, more than \$10,000 of reportable compensation from the organization and any related organizations.
- List persons in the following order: individual trustees or directors; institutional trustees; officers; key employees; highest compensated employees; and former such persons.

☒ Check this box if neither the organization nor any related organization compensated any current officer, director, or trustee.

(A) Name and Title	(B) Average hours per week (list any hours for related organizations below dotted line)	(C) Position (do not check more than one box, unless person is both an officer and a director/trustee)						(D) Reportable compensation from the organization (W-2/1099-MISC)	(E) Reportable compensation from related organizations (W-2/1099-MISC)	(F) Estimated amount of other compensation from the organization and related organizations
		Individual trustee or director	Institutional trustee	Officer	Key employee	Highest compensated employee	Former			
(1) MOTHER ANN MARIE KARLOVIC, O.P.	1.00									
CHAIR	0.00			X				0	0	0
(2) SISTER MARY SARAH GALBRAITH, O.P.	35.00									
PRESIDENT	0.00			X				0	0	0
(3) SISTER MARY AGNES GREIFFENDORF, O.P.	1.00									
BOARD MEMBER	0.00			X				0	0	0
(4) SISTER ANDREA MARIE GRAHAM, O.P.	1.00									
BOARD MEMBER	0.00			X				0	0	0
(5) SISTER MARY PETER MUEHLENKAMP, O.P.	1.00									
BOARD MEMBER	0.00			X				0	0	0
(6) SISTER ANNA GRACE NEENAN, O.P.	1.00									
BOARD MEMBER	0.00			X				0	0	0
(7) SISTER MARY RAYMOND THYE, O.P.	1.00									
BOARD MEMBER	0.00			X				0	0	0
(8) MR. STEPHEN BACHUS	1.00									
BOARD MEMBER	0.00			X				0	0	0
(9) MR. DAVID BRECOUNT	1.00									
BOARD MEMBER	0.00			X				0	0	0
(10) MR. JAMES CLYDE	1.00									
BOARD MEMBER	0.00			X				0	0	0
(11) MR. MARC O. DEDMAN	1.00									
BOARD MEMBER	0.00			X				0	0	0

Part VII Section A. Officers, Directors, Trustees, Key Employees, and Highest Compensated Employees (continued)

(A) Name and title	(B) Average hours per week (list any hours for related organizations below dotted line)	(C) Position (do not check more than one box, unless person is both an officer and a director/trustee)						(D) Reportable compensation from the organization (W-2/1099-MISC)	(E) Reportable compensation from related organizations (W-2/1099-MISC)	(F) Estimated amount of other compensation from the organization and related organizations
		Individual trustee or director	Institutional trustee	Officer	Key employee	Highest compensated employee	Former			
(12)MR. PETER DEMARCO	1.00									
BOARD MEMBER	0.00			X				0	0	0
(13)DR. FRANCIS M. LAZARUS	1.00									
BOARD MEMBER	0.00			X				0	0	0
(14)BROTHER GERARD THAYER, O.P.	1.00									
BOARD MEMBER	0.00			X				0	0	0
(15)MR. G. AUSTIN TRIGGS, JR.	1.00									
BOARD MEMBER	0.00			X				0	0	0
(16)MR. V. M. WHEELER, III	1.00									
BOARD MEMBER	0.00			X				0	0	0
(17)MR. G. MICHAEL YOPP	1.00									
BOARD MEMBER	0.00			X				0	0	0
(18)										
(19)										
1b Sub-total										
c Total from continuation sheets to Part VII, Section A										
d Total (add lines 1b and 1c)										

2 Total number of individuals (including but not limited to those listed above) who received more than \$100,000 of reportable compensation from the organization **0**

	Yes	No
3 Did the organization list any former officer, director, or trustee, key employee, or highest compensated employee on line 1a? If "Yes," complete Schedule J for such individual		X
4 For any individual listed on line 1a, is the sum of reportable compensation and other compensation from the organization and related organizations greater than \$150,000? If "Yes," complete Schedule J for such individual		X
5 Did any person listed on line 1a receive or accrue compensation from any unrelated organization or individual for services rendered to the organization? If "Yes," complete Schedule J for such person		X

Section B. Independent Contractors

1 Complete this table for your five highest compensated independent contractors that received more than \$100,000 of compensation from the organization. Report compensation for the calendar year ending with or within the organization's tax year.

(A) Name and business address	(B) Description of services	(C) Compensation
906 STUDIO ARCHITECTS FRANKLIN TN 37064	237 SECOND AVENUE, SOUTH ARCHITECTURE	161,496
EBSCO DALLAS TX 75320	PO BOX 204661 LIBRARY DATA	113,960
ARTISAN BUILDERS NASHVILLE TN 37221	8841 MCCRORY LAND MAINTENANCE	108,096

2 Total number of independent contractors (including but not limited to those listed above) who received more than \$100,000 of compensation from the organization **3**

Part VIII Statement of RevenueCheck if Schedule O contains a response or note to any line in this Part VIII ☐

			(A) Total revenue	(B) Related or exempt function revenue	(C) Unrelated business revenue	(D) Revenue excluded from tax under sections 512-514
Contributions, Gifts, Grants and Other Similar Amounts	1a Federated campaigns	1a				
	b Membership dues	1b				
	c Fundraising events	1c	11,711			
	d Related organizations	1d				
	e Government grants (contributions)	1e	641,122			
	f All other contributions, gifts, grants, and similar amounts not included above	1f	727,599			
	g Noncash contributions included in lines 1a-1f: \$		38,383			
	h Total. Add lines 1a-1f		1,380,432			
Program Service Revenue	2a TUITION AND FEES	Busn. Code	5,485,455	5,485,455		
	b STUDENT HOUSING		309,875	309,875		
	c BOOKSTORE & CAFETERIA		4,595	4,595		
	d					
	e					
	f All other program service revenue					
	g Total. Add lines 2a-2f		5,799,925			
	Other Revenue	3 Investment income (including dividends, interest, and other similar amounts)		344,352		
4 Income from investment of tax-exempt bond proceeds						
5 Royalties						
6a Gross rents		(i) Real (ii) Personal				
b Less: rental exps.						
c Rental inc. or (loss)						
d Net rental income or (loss)						
7a Gross amount from sales of assets other than inventory		(i) Securities (ii) Other	5,084			
b Less: cost or other basis & sales exps.			4,940	26,163		
c Gain or (loss)			144	-26,163		
d Net gain or (loss)			-26,019	-26,019		
8a Gross income from fundraising events (not including \$ 11,711 of contributions reported on line 1c). See Part IV, line 18		a	42,688			
b Less: direct expenses		b	32,145			
c Net income or (loss) from fundraising events			10,543			
9a Gross income from gaming activities. See Part IV, line 19		a				
b Less: direct expenses		b				
c Net income or (loss) from gaming activities						
10a Gross sales of inventory, less returns and allowances		a				
b Less: cost of goods sold		b				
c Net income or (loss) from sales of inventory						
Miscellaneous Revenue		Busn. Code				
11a WORKSHOP, SUPPLY, OTHER		68,961	68,961			
b						
c						
d All other revenue						
e Total. Add lines 11a-11d		68,961				
12 Total revenue. See instructions.		7,578,194	5,842,867	0	344,352	

Part IX Statement of Functional Expenses

Section 501(c)(3) and 501(c)(4) organizations must complete all columns. All other organizations must complete column (A).

Check if Schedule O contains a response or note to any line in this Part IX ☐

Do not include amounts reported on lines 6b, 7b, 8b, 9b, and 10b of Part VIII.	(A) Total expenses	(B) Program service expenses	(C) Management and general expenses	(D) Fundraising expenses
1 Grants and other assistance to domestic organizations and domestic governments. See Part IV, line 21				
2 Grants and other assistance to domestic individuals. See Part IV, line 22				
3 Grants and other assistance to foreign organizations, foreign governments, and foreign individuals. See Part IV, lines 15 and 16				
4 Benefits paid to or for members				
5 Compensation of current officers, directors, trustees, and key employees				
6 Compensation not included above, to disqualified persons (as defined under section 4958(f)(1)) and persons described in section 4958(c)(3)(B)				
7 Other salaries and wages	4,919,505	4,086,817	625,933	206,755
8 Pension plan accruals and contributions (include section 401(k) and 403(b) employer contributions)	54,543	42,865	11,678	
9 Other employee benefits	495,696	307,383	188,050	263
10 Payroll taxes	312,626	245,689	66,937	
11 Fees for services (non-employees):				
a Management				
b Legal	23,180		23,180	
c Accounting	54,206		54,206	
d Lobbying				
e Professional fundraising services. See Part IV, line 17				
f Investment management fees				
g Other. (If line 11g amount exceeds 10% of line 25, column (A) amount, list line 11g expenses on Schedule O.)	712,109		690,041	22,068
12 Advertising and promotion	117,828		117,788	40
13 Office expenses	188,578	117,489	68,072	3,017
14 Information technology				
15 Royalties				
16 Occupancy	315,404	51,769	263,635	
17 Travel	157,767		111,629	46,138
18 Payments of travel or entertainment expenses for any federal, state, or local public officials				
19 Conferences, conventions, and meetings	145,795	130,837		14,958
20 Interest				
21 Payments to affiliates				
22 Depreciation, depletion, and amortization	262,471		262,471	
23 Insurance	19,289		19,289	
24 Other expenses. Itemize expenses not covered above (List miscellaneous expenses in line 24e. If line 24e amount exceeds 10% of line 25, column (A) amount, list line 24e expenses on Schedule O.)				
a SUPPLIES	161,852	96,538	60,059	5,255
b RENTAL FEES	111,946	108,750	2,959	237
c EQUIPMENT MAINTENANCE	83,910	68,771	15,139	
d TESTING	65,036	65,036		
e All other expenses	261,682	112,216	139,025	10,441
25 Total functional expenses. Add lines 1 through 24e	8,463,423	5,434,160	2,720,091	309,172
26 Joint costs. Complete this line only if the organization reported in column (B) joint costs from a combined educational campaign and fundraising solicitation. Check here <input type="checkbox"/> if following SOP 98-2 (ASC 958-720)				

Part X Balance SheetCheck if Schedule O contains a response or note to any line in this Part X ☐

		(A) Beginning of year		(B) End of year
Assets	1 Cash—non-interest bearing		1	
	2 Savings and temporary cash investments	7,922,004	2	6,737,618
	3 Pledges and grants receivable, net	382,166	3	194,375
	4 Accounts receivable, net	12,127	4	20,628
	5 Loans and other receivables from current and former officers, directors, trustees, key employees, and highest compensated employees. Complete Part II of Schedule L		5	
	6 Loans and other receivables from other disqualified persons (as defined under section 4958(f)(1)), persons described in section 4958(c)(3)(B), and contributing employers and sponsoring organizations of section 501(c)(9) voluntary employees' beneficiary organizations (see instructions). Complete Part II of Schedule L		6	
	7 Notes and loans receivable, net		7	
	8 Inventories for sale or use		8	
	9 Prepaid expenses and deferred charges	39,539	9	86,997
	10a Land, buildings, and equipment: cost or other basis. Complete Part VI of Schedule D	10a 7,186,045		
	b Less: accumulated depreciation	10b 4,422,792	10c	2,763,253
	11 Investments—publicly traded securities	15,990,168	11	16,490,976
	12 Investments—other securities. See Part IV, line 11		12	
	13 Investments—program-related. See Part IV, line 11		13	
	14 Intangible assets		14	
	15 Other assets. See Part IV, line 11		15	
16 Total assets. Add lines 1 through 15 (must equal line 34)	26,723,130	16	26,293,847	
Liabilities	17 Accounts payable and accrued expenses	104,746	17	177,402
	18 Grants payable		18	
	19 Deferred revenue	163,650	19	210,058
	20 Tax-exempt bond liabilities		20	
	21 Escrow or custodial account liability. Complete Part IV of Schedule D		21	
	22 Loans and other payables to current and former officers, directors, trustees, key employees, highest compensated employees, and disqualified persons. Complete Part II of Schedule L		22	
	23 Secured mortgages and notes payable to unrelated third parties		23	
	24 Unsecured notes and loans payable to unrelated third parties		24	
	25 Other liabilities (including federal income tax, payables to related third parties, and other liabilities not included on lines 17-24). Complete Part X of Schedule D		25	
	26 Total liabilities. Add lines 17 through 25	268,396	26	387,460
Net Assets or Fund Balances	Organizations that follow SFAS 117 (ASC 958), check here <input checked="" type="checkbox"/> and complete lines 27 through 29, and lines 33 and 34.			
	27 Unrestricted net assets	11,119,581	27	10,617,629
	28 Temporarily restricted net assets	6,579,027	28	6,295,784
	29 Permanently restricted net assets	8,756,126	29	8,992,974
	Organizations that do not follow SFAS 117 (ASC 958), check here <input type="checkbox"/> and complete lines 30 through 34.			
	30 Capital stock or trust principal, or current funds		30	
	31 Paid-in or capital surplus, or land, building, or equipment fund		31	
	32 Retained earnings, endowment, accumulated income, or other funds		32	
	33 Total net assets or fund balances	26,454,734	33	25,906,387
34 Total liabilities and net assets/fund balances	26,723,130	34	26,293,847	

Part XI Reconciliation of Net AssetsCheck if Schedule O contains a response or note to any line in this Part XI ☐

1	Total revenue (must equal Part VIII, column (A), line 12)	1	7,578,194
2	Total expenses (must equal Part IX, column (A), line 25)	2	8,463,423
3	Revenue less expenses. Subtract line 2 from line 1	3	-885,229
4	Net assets or fund balances at beginning of year (must equal Part X, line 33, column (A))	4	26,454,734
5	Net unrealized gains (losses) on investments	5	336,882
6	Donated services and use of facilities	6	
7	Investment expenses	7	
8	Prior period adjustments	8	
9	Other changes in net assets or fund balances (explain in Schedule O)	9	
10	Net assets or fund balances at end of year. Combine lines 3 through 9 (must equal Part X, line 33, column (B))	10	25,906,387

Part XII Financial Statements and ReportingCheck if Schedule O contains a response or note to any line in this Part XII ☐

	Yes	No
1 Accounting method used to prepare the Form 990: <input type="checkbox"/> Cash <input checked="" type="checkbox"/> Accrual <input type="checkbox"/> Other _____ If the organization changed its method of accounting from a prior year or checked "Other," explain in Schedule O.		
2a Were the organization's financial statements compiled or reviewed by an independent accountant? If "Yes," check a box below to indicate whether the financial statements for the year were compiled or reviewed on a separate basis, consolidated basis, or both: <input type="checkbox"/> Separate basis <input type="checkbox"/> Consolidated basis <input type="checkbox"/> Both consolidated and separate basis	2a	X
b Were the organization's financial statements audited by an independent accountant? If "Yes," check a box below to indicate whether the financial statements for the year were audited on a separate basis, consolidated basis, or both: <input type="checkbox"/> Separate basis <input type="checkbox"/> Consolidated basis <input type="checkbox"/> Both consolidated and separate basis	2b	X
c If "Yes" to line 2a or 2b, does the organization have a committee that assumes responsibility for oversight of the audit, review, or compilation of its financial statements and selection of an independent accountant? If the organization changed either its oversight process or selection process during the tax year, explain in Schedule O.	2c	X
3a As a result of a federal award, was the organization required to undergo an audit or audits as set forth in the Single Audit Act and OMB Circular A-133?	3a	X
b If "Yes," did the organization undergo the required audit or audits? If the organization did not undergo the required audit or audits, explain why in Schedule O and describe any steps taken to undergo such audits.	3b	X

SCHEDULE A
(Form 990 or 990-EZ)Department of the Treasury
Internal Revenue Service

Name of the organization

Public Charity Status and Public Support

Complete if the organization is a section 501(c)(3) organization or a section 4947(a)(1) nonexempt charitable trust.

▶ Attach to Form 990 or Form 990-EZ.

▶ Information about Schedule A (Form 990 or 990-EZ) and its instructions is at www.irs.gov/form990.

OMB No. 1545-0047

2014**Open to Public
Inspection****AQUINAS COLLEGE**Employer identification number
62-0812782**Part I Reason for Public Charity Status** (All organizations must complete this part.) See instructions.

The organization is not a private foundation because it is: (For lines 1 through 11, check only one box.)

- 1 ☐ A church, convention of churches, or association of churches described in **section 170(b)(1)(A)(i)**.
- 2 ☒ A school described in **section 170(b)(1)(A)(ii)**. (Attach Schedule E.)
- 3 ☐ A hospital or a cooperative hospital service organization described in **section 170(b)(1)(A)(iii)**.
- 4 ☐ A medical research organization operated in conjunction with a hospital described in **section 170(b)(1)(A)(iii)**. Enter the hospital's name, city, and state:
- 5 ☐ An organization operated for the benefit of a college or university owned or operated by a governmental unit described in **section 170(b)(1)(A)(iv)**. (Complete Part II.)
- 6 ☐ A federal, state, or local government or governmental unit described in **section 170(b)(1)(A)(v)**.
- 7 ☐ An organization that normally receives a substantial part of its support from a governmental unit or from the general public described in **section 170(b)(1)(A)(vi)**. (Complete Part II.)
- 8 ☐ A community trust described in **section 170(b)(1)(A)(vi)**. (Complete Part II.)
- 9 ☐ An organization that normally receives: (1) more than 33 1/3% of its support from contributions, membership fees, and gross receipts from activities related to its exempt functions—subject to certain exceptions, and (2) no more than 33 1/3% of its support from gross investment income and unrelated business taxable income (less section 511 tax) from businesses acquired by the organization after June 30, 1975. See **section 509(a)(2)**. (Complete Part III.)
- 10 ☐ An organization organized and operated exclusively to test for public safety. See **section 509(a)(4)**.
- 11 ☐ An organization organized and operated exclusively for the benefit of, to perform the functions of, or to carry out the purposes of one or more publicly supported organizations described in **section 509(a)(1)** or **section 509(a)(2)**. See **section 509(a)(3)**. Check the box in lines 11a through 11d that describes the type of supporting organization and complete lines 11e, 11f, and 11g.
- a ☐ **Type I.** A supporting organization operated, supervised, or controlled by its supported organization(s), typically by giving the supported organization(s) the power to regularly appoint or elect a majority of the directors or trustees of the supporting organization. **You must complete Part IV, Sections A and B.**
- b ☐ **Type II.** A supporting organization supervised or controlled in connection with its supported organization(s), by having control or management of the supporting organization vested in the same persons that control or manage the supported organization(s). **You must complete Part IV, Sections A and C.**
- c ☐ **Type III functionally integrated.** A supporting organization operated in connection with, and functionally integrated with, its supported organization(s) (see instructions). **You must complete Part IV, Sections A, D, and E.**
- d ☐ **Type III non-functionally integrated.** A supporting organization operated in connection with its supported organization(s) that is not functionally integrated. The organization generally must satisfy a distribution requirement and an attentiveness requirement (see instructions). **You must complete Part IV, Sections A and D, and Part V.**
- e ☐ Check this box if the organization received a written determination from the IRS that it is a Type I, Type II, Type III functionally integrated, or Type III non-functionally integrated supporting organization.
- f Enter the number of supported organizations
- g Provide the following information about the supported organization(s).

(i) Name of supported organization	(ii) EIN	(iii) Type of organization (described on lines 1–9 above or IRC section (see instructions))	(iv) Is the organization listed in your governing document?		(v) Amount of monetary support (see instructions)	(vi) Amount of other support (see instructions)
			Yes	No		
(A)						
(B)						
(C)						
(D)						
(E)						
Total						

For Paperwork Reduction Act Notice, see the Instructions for Form 990 or 990-EZ.

DAA

Schedule A (Form 990 or 990-EZ) 2014

Part II Support Schedule for Organizations Described in Sections 170(b)(1)(A)(iv) and 170(b)(1)(A)(vi)

(Complete only if you checked the box on line 5, 7, or 8 of Part I or if the organization failed to qualify under Part III. If the organization fails to qualify under the tests listed below, please complete Part III.)

Section A. Public Support

Calendar year (or fiscal year beginning in) ►	(a) 2010	(b) 2011	(c) 2012	(d) 2013	(e) 2014	(f) Total
1 Gifts, grants, contributions, and membership fees received. (Do not include any "unusual grants.")						
2 Tax revenues levied for the organization's benefit and either paid to or expended on its behalf						
3 The value of services or facilities furnished by a governmental unit to the organization without charge						
4 Total. Add lines 1 through 3						
5 The portion of total contributions by each person (other than a governmental unit or publicly supported organization) included on line 1 that exceeds 2% of the amount shown on line 11, column (f)						
6 Public support. Subtract line 5 from line 4.						

Section B. Total Support

Calendar year (or fiscal year beginning in) ►	(a) 2010	(b) 2011	(c) 2012	(d) 2013	(e) 2014	(f) Total
7 Amounts from line 4						
8 Gross income from interest, dividends, payments received on securities loans, rents, royalties and income from similar sources						
9 Net income from unrelated business activities, whether or not the business is regularly carried on						
10 Other income. Do not include gain or loss from the sale of capital assets (Explain in Part VI.)						
11 Total support. Add lines 7 through 10						
12 Gross receipts from related activities, etc. (see instructions)					12	

13 First five years. If the Form 990 is for the organization's first, second, third, fourth, or fifth tax year as a section 501(c)(3) organization, check this box and **stop here** ☐

Section C. Computation of Public Support Percentage

14 Public support percentage for 2014 (line 6, column (f) divided by line 11, column (f))	14	%
15 Public support percentage from 2013 Schedule A, Part II, line 14	15	%
16a 33 1/3% support test—2014. If the organization did not check the box on line 13, and line 14 is 33 1/3% or more, check this box and stop here. The organization qualifies as a publicly supported organization <input type="checkbox"/>		
b 33 1/3% support test—2013. If the organization did not check a box on line 13 or 16a, and line 15 is 33 1/3% or more, check this box and stop here. The organization qualifies as a publicly supported organization <input type="checkbox"/>		
17a 10%-facts-and-circumstances test—2014. If the organization did not check a box on line 13, 16a, or 16b, and line 14 is 10% or more, and if the organization meets the "facts-and-circumstances" test, check this box and stop here. Explain in Part VI how the organization meets the "facts-and-circumstances" test. The organization qualifies as a publicly supported organization <input type="checkbox"/>		
b 10%-facts-and-circumstances test—2013. If the organization did not check a box on line 13, 16a, 16b, or 17a, and line 15 is 10% or more, and if the organization meets the "facts-and-circumstances" test, check this box and stop here. Explain in Part VI how the organization meets the "facts-and-circumstances" test. The organization qualifies as a publicly supported organization <input type="checkbox"/>		
18 Private foundation. If the organization did not check a box on line 13, 16a, 16b, 17a, or 17b, check this box and see instructions <input type="checkbox"/>		

Part III Support Schedule for Organizations Described in Section 509(a)(2)

(Complete only if you checked the box on line 9 of Part I or if the organization failed to qualify under Part II.

If the organization fails to qualify under the tests listed below, please complete Part II.)

Section A. Public Support

Calendar year (or fiscal year beginning in) ►	(a) 2010	(b) 2011	(c) 2012	(d) 2013	(e) 2014	(f) Total
1 Gifts, grants, contributions, and membership fees received. (Do not include any "unusual grants.")						
2 Gross receipts from admissions, merchandise sold or services performed, or facilities furnished in any activity that is related to the organization's tax-exempt purpose						
3 Gross receipts from activities that are not an unrelated trade or business under section 513						
4 Tax revenues levied for the organization's benefit and either paid to or expended on its behalf						
5 The value of services or facilities furnished by a governmental unit to the organization without charge						
6 Total. Add lines 1 through 5						
7a Amounts included on lines 1, 2, and 3 received from disqualified persons						
b Amounts included on lines 2 and 3 received from other than disqualified persons that exceed the greater of \$5,000 or 1% of the amount on line 13 for the year						
c Add lines 7a and 7b						
8 Public support. (Subtract line 7c from line 6.)						

Section B. Total Support

Calendar year (or fiscal year beginning in) ►	(a) 2010	(b) 2011	(c) 2012	(d) 2013	(e) 2014	(f) Total
9 Amounts from line 6						
10a Gross income from interest, dividends, payments received on securities loans, rents, royalties and income from similar sources						
b Unrelated business taxable income (less section 511 taxes) from businesses acquired after June 30, 1975						
c Add lines 10a and 10b						
11 Net income from unrelated business activities not included in line 10b, whether or not the business is regularly carried on						
12 Other income. Do not include gain or loss from the sale of capital assets (Explain in Part VI.)						
13 Total support. (Add lines 9, 10c, 11, and 12.)						
14 First five years. If the Form 990 is for the organization's first, second, third, fourth, or fifth tax year as a section 501(c)(3) organization, check this box and stop here						

Section C. Computation of Public Support Percentage

15 Public support percentage for 2014 (line 8, column (f) divided by line 13, column (f))	15	%
16 Public support percentage from 2013 Schedule A, Part III, line 15	16	%

Section D. Computation of Investment Income Percentage

17 Investment income percentage for 2014 (line 10c, column (f) divided by line 13, column (f))	17	%
18 Investment income percentage from 2013 Schedule A, Part III, line 17	18	%

19a 33 1/3% support tests—2014. If the organization did not check the box on line 14, and line 15 is more than 33 1/3%, and line 17 is not more than 33 1/3%, check this box and **stop here**. The organization qualifies as a publicly supported organization

b 33 1/3% support tests—2013. If the organization did not check a box on line 14 or line 19a, and line 16 is more than 33 1/3%, and line 18 is not more than 33 1/3%, check this box and **stop here**. The organization qualifies as a publicly supported organization

20 Private foundation. If the organization did not check a box on line 14, 19a, or 19b, check this box and see instructions

Part IV Supporting Organizations

(Complete only if you checked a box on line 11 of Part I. If you checked 11a of Part I, complete Sections A and B. If you checked 11b of Part I, complete Sections A and C. If you checked 11c of Part I, complete Sections A, D, and E. If you checked 11d of Part I, complete Sections A and D, and complete Part V.)

Section A. All Supporting Organizations

	Yes	No
1 Are all of the organization's supported organizations listed by name in the organization's governing documents? If "No," describe in Part VI how the supported organizations are designated. If designated by class or purpose, describe the designation. If historic and continuing relationship, explain.		
2 Did the organization have any supported organization that does not have an IRS determination of status under section 509(a)(1) or (2)? If "Yes," explain in Part VI how the organization determined that the supported organization was described in section 509(a)(1) or (2).		
3a Did the organization have a supported organization described in section 501(c)(4), (5), or (6)? If "Yes," answer (b) and (c) below.		
b Did the organization confirm that each supported organization qualified under section 501(c)(4), (5), or (6) and satisfied the public support tests under section 509(a)(2)? If "Yes," describe in Part VI when and how the organization made the determination.		
c Did the organization ensure that all support to such organizations was used exclusively for section 170(c)(2)(B) purposes? If "Yes," explain in Part VI what controls the organization put in place to ensure such use.		
4a Was any supported organization not organized in the United States ("foreign supported organization")? If "Yes" and if you checked 11a or 11b in Part I, answer (b) and (c) below.		
b Did the organization have ultimate control and discretion in deciding whether to make grants to the foreign supported organization? If "Yes," describe in Part VI how the organization had such control and discretion despite being controlled or supervised by or in connection with its supported organizations.		
c Did the organization support any foreign supported organization that does not have an IRS determination under sections 501(c)(3) and 509(a)(1) or (2)? If "Yes," explain in Part VI what controls the organization used to ensure that all support to the foreign supported organization was used exclusively for section 170(c)(2)(B) purposes.		
5a Did the organization add, substitute, or remove any supported organizations during the tax year? If "Yes," answer (b) and (c) below (if applicable). Also, provide detail in Part VI , including (i) the names and EIN numbers of the supported organizations added, substituted, or removed, (ii) the reasons for each such action, (iii) the authority under the organization's organizing document authorizing such action, and (iv) how the action was accomplished (such as by amendment to the organizing document).		
b Type I or Type II only. Was any added or substituted supported organization part of a class already designated in the organization's organizing document?		
c Substitutions only. Was the substitution the result of an event beyond the organization's control?		
6 Did the organization provide support (whether in the form of grants or the provision of services or facilities) to anyone other than (a) its supported organizations; (b) individuals that are part of the charitable class benefited by one or more of its supported organizations; or (c) other supporting organizations that also support or benefit one or more of the filing organization's supported organizations? If "Yes," provide detail in Part VI .		
7 Did the organization provide a grant, loan, compensation, or other similar payment to a substantial contributor (defined in IRC 4958(c)(3)(C)), a family member of a substantial contributor, or a 35-percent controlled entity with regard to a substantial contributor? If "Yes," complete Part I of Schedule L (Form 990).		
8 Did the organization make a loan to a disqualified person (as defined in section 4958) not described in line 7? If "Yes," complete Part I of Schedule L (Form 990).		
9a Was the organization controlled directly or indirectly at any time during the tax year by one or more disqualified persons as defined in section 4946 (other than foundation managers and organizations described in section 509(a)(1) or (2))? If "Yes," provide detail in Part VI .		
b Did one or more disqualified persons (as defined in line 9(a)) hold a controlling interest in any entity in which the supporting organization had an interest? If "Yes," provide detail in Part VI .		
c Did a disqualified person (as defined in line 9(a)) have an ownership interest in, or derive any personal benefit from, assets in which the supporting organization also had an interest? If "Yes," provide detail in Part VI .		
10a Was the organization subject to the excess business holdings rules of IRC 4943 because of IRC 4943(f) (regarding certain Type II supporting organizations, and all Type III non-functionally integrated supporting organizations)? If "Yes," answer (b) below.		
b Did the organization have any excess business holdings in the tax year? (Use Schedule C, Form 4720, to determine whether the organization had excess business holdings.)		

Part IV Supporting Organizations (continued)

	Yes	No
11 Has the organization accepted a gift or contribution from any of the following persons?		
a A person who directly or indirectly controls, either alone or together with persons described in (b) and (c) below, the governing body of a supported organization?		
11a		
b A family member of a person described in (a) above?		
11b		
c A 35% controlled entity of a person described in (a) or (b) above? If "Yes" to a, b, or c, provide detail in Part VI .		
11c		

Section B. Type I Supporting Organizations

	Yes	No
1 Did the directors, trustees, or membership of one or more supported organizations have the power to regularly appoint or elect at least a majority of the organization's directors or trustees at all times during the tax year? If "No," describe in Part VI how the supported organization(s) effectively operated, supervised, or controlled the organization's activities. If the organization had more than one supported organization, describe how the powers to appoint and/or remove directors or trustees were allocated among the supported organizations and what conditions or restrictions, if any, applied to such powers during the tax year.		
1		
2 Did the organization operate for the benefit of any supported organization other than the supported organization(s) that operated, supervised, or controlled the supporting organization? If "Yes," explain in Part VI how providing such benefit carried out the purposes of the supported organization(s) that operated, supervised, or controlled the supporting organization.		
2		

Section C. Type II Supporting Organizations

	Yes	No
1 Were a majority of the organization's directors or trustees during the tax year also a majority of the directors or trustees of each of the organization's supported organization(s)? If "No," describe in Part VI how control or management of the supporting organization was vested in the same persons that controlled or managed the supported organization(s).		
1		

Section D. All Type III Supporting Organizations

	Yes	No
1 Did the organization provide to each of its supported organizations, by the last day of the fifth month of the organization's tax year, (1) a written notice describing the type and amount of support provided during the prior tax year, (2) a copy of the Form 990 that was most recently filed as of the date of notification, and (3) copies of the organization's governing documents in effect on the date of notification, to the extent not previously provided?		
1		
2 Were any of the organization's officers, directors, or trustees either (i) appointed or elected by the supported organization(s) or (ii) serving on the governing body of a supported organization? If "No," explain in Part VI how the organization maintained a close and continuous working relationship with the supported organization(s).		
2		
3 By reason of the relationship described in (2), did the organization's supported organizations have a significant voice in the organization's investment policies and in directing the use of the organization's income or assets at all times during the tax year? If "Yes," describe in Part VI the role the organization's supported organizations played in this regard.		
3		

Section E. Type III Functionally-Integrated Supporting Organizations

1 Check the box next to the method that the organization used to satisfy the Integral Part Test during the year (see instructions):			
a <input type="checkbox"/> The organization satisfied the Activities Test. Complete line 2 below.			
b <input type="checkbox"/> The organization is the parent of each of its supported organizations. Complete line 3 below.			
c <input type="checkbox"/> The organization supported a governmental entity. Describe in Part VI how you supported a government entity (see instructions).			
2 Activities Test. Answer (a) and (b) below.			
a Did substantially all of the organization's activities during the tax year directly further the exempt purposes of the supported organization(s) to which the organization was responsive? If "Yes," then in Part VI identify those supported organizations and explain how these activities directly furthered their exempt purposes, how the organization was responsive to those supported organizations, and how the organization determined that these activities constituted substantially all of its activities.			
2a			
b Did the activities described in (a) constitute activities that, but for the organization's involvement, one or more of the organization's supported organization(s) would have been engaged in? If "Yes," explain in Part VI the reasons for the organization's position that its supported organization(s) would have engaged in these activities but for the organization's involvement.			
2b			
3 Parent of Supported Organizations. Answer (a) and (b) below.			
a Did the organization have the power to regularly appoint or elect a majority of the officers, directors, or trustees of each of the supported organizations? Provide details in Part VI .			
3a			
b Did the organization exercise a substantial degree of direction over the policies, programs, and activities of each of its supported organizations? If "Yes," describe in Part VI the role played by the organization in this regard.			
3b			

Part V Type III Non-Functionally Integrated 509(a)(3) Supporting Organizations

- 1** ☐ Check here if the organization satisfied the Integral Part Test as a qualifying trust on Nov. 20, 1970. **See instructions.** All other Type III non-functionally integrated supporting organizations must complete Sections A through E.

Section A - Adjusted Net Income		(A) Prior Year	(B) Current Year (optional)
1 Net short-term capital gain	1		
2 Recoveries of prior-year distributions	2		
3 Other gross income (see instructions)	3		
4 Add lines 1 through 3	4		
5 Depreciation and depletion	5		
6 Portion of operating expenses paid or incurred for production or collection of gross income or for management, conservation, or maintenance of property held for production of income (see instructions)	6		
7 Other expenses (see instructions)	7		
8 Adjusted Net Income (subtract lines 5, 6 and 7 from line 4)	8		

Section B - Minimum Asset Amount		(A) Prior Year	(B) Current Year (optional)
1 Aggregate fair market value of all non-exempt-use assets (see instructions for short tax year or assets held for part of year):			
a Average monthly value of securities	1a		
b Average monthly cash balances	1b		
c Fair market value of other non-exempt-use assets	1c		
d Total (add lines 1a, 1b, and 1c)	1d		
e Discount claimed for blockage or other factors (explain in detail in Part VI):			
2 Acquisition indebtedness applicable to non-exempt-use assets	2		
3 Subtract line 2 from line 1d	3		
4 Cash deemed held for exempt use. Enter 1-1/2% of line 3 (for greater amount, see instructions).	4		
5 Net value of non-exempt-use assets (subtract line 4 from line 3)	5		
6 Multiply line 5 by .035	6		
7 Recoveries of prior-year distributions	7		
8 Minimum Asset Amount (add line 7 to line 6)	8		

Section C - Distributable Amount			Current Year
1 Adjusted net income for prior year (from Section A, line 8, Column A)	1		
2 Enter 85% of line 1	2		
3 Minimum asset amount for prior year (from Section B, line 8, Column A)	3		
4 Enter greater of line 2 or line 3	4		
5 Income tax imposed in prior year	5		
6 Distributable Amount. Subtract line 5 from line 4, unless subject to emergency temporary reduction (see instructions)	6		

- 7** ☐ Check here if the current year is the organization's first as a non-functionally-integrated Type III supporting organization (see instructions).

Part V Type III Non-Functionally Integrated 509(a)(3) Supporting Organizations (continued)

Section D - Distributions		Current Year
1	Amounts paid to supported organizations to accomplish exempt purposes	
2	Amounts paid to perform activity that directly furthers exempt purposes of supported organizations, in excess of income from activity	
3	Administrative expenses paid to accomplish exempt purposes of supported organizations	
4	Amounts paid to acquire exempt-use assets	
5	Qualified set-aside amounts (prior IRS approval required)	
6	Other distributions (describe in Part VI). See instructions.	
7	Total annual distributions. Add lines 1 through 6.	
8	Distributions to attentive supported organizations to which the organization is responsive (provide details in Part VI). See instructions.	
9	Distributable amount for 2014 from Section C, line 6	
10	Line 8 amount divided by Line 9 amount	

Section E - Distribution Allocations (see instructions)		(i) Excess Distributions	(ii) Underdistributions Pre-2014	(iii) Distributable Amount for 2014
1	Distributable amount for 2014 from Section C, line 6			
2	Underdistributions, if any, for years prior to 2014 (reasonable cause required-see instructions)			
3	Excess distributions carryover, if any, to 2014:			
a				
b				
c				
d				
e	From 2013			
f	Total of lines 3a through e			
g	Applied to underdistributions of prior years			
h	Applied to 2014 distributable amount			
i	Carryover from 2009 not applied (see instructions)			
j	Remainder. Subtract lines 3g, 3h, and 3i from 3f.			
4	Distributions for 2014 from Section D, line 7: \$			
a	Applied to underdistributions of prior years			
b	Applied to 2014 distributable amount			
c	Remainder. Subtract lines 4a and 4b from 4.			
5	Remaining underdistributions for years prior to 2014, if any. Subtract lines 3g and 4a from line 2 (if amount greater than zero, see instructions).			
6	Remaining underdistributions for 2014. Subtract lines 3h and 4b from line 1 (if amount greater than zero, see instructions).			
7	Excess distributions carryover to 2015. Add lines 3j and 4c.			
8	Breakdown of line 7:			
a				
b				
c				
d	Excess from 2013 . . .			
e	Excess from 2014 . . .			

Part VI **Supplemental Information.** Provide the explanations required by Part II, line 10; Part II, line 17a or 17b; and Part III, line 12. Also complete this part for any additional information. (See instructions.)

**SCHEDULE D
(Form 990)**Department of the Treasury
Internal Revenue Service**Supplemental Financial Statements**▶ Complete if the organization answered "Yes" to Form 990,
Part IV, line 6, 7, 8, 9, 10, 11a, 11b, 11c, 11d, 11e, 11f, 12a, or 12b.

▶ Attach to Form 990.

▶ Information about Schedule D (Form 990) and its instructions is at www.irs.gov/form990.

OMB No. 1545-0047

2014**Open to Public
Inspection**

Name of the organization

Employer identification number

AQUINAS COLLEGE**62-0812782****Part I Organizations Maintaining Donor Advised Funds or Other Similar Funds or Accounts.**

Complete if the organization answered "Yes" to Form 990, Part IV, line 6.

	(a) Donor advised funds	(b) Funds and other accounts
1 Total number at end of year		
2 Aggregate value of contributions to (during year)		
3 Aggregate value of grants from (during year)		
4 Aggregate value at end of year		
5 Did the organization inform all donors and donor advisors in writing that the assets held in donor advised funds are the organization's property, subject to the organization's exclusive legal control?		<input type="checkbox"/> Yes <input type="checkbox"/> No
6 Did the organization inform all grantees, donors, and donor advisors in writing that grant funds can be used only for charitable purposes and not for the benefit of the donor or donor advisor, or for any other purpose conferring impermissible private benefit?		<input type="checkbox"/> Yes <input type="checkbox"/> No

Part II Conservation Easements.

Complete if the organization answered "Yes" to Form 990, Part IV, line 7.

1 Purpose(s) of conservation easements held by the organization (check all that apply).

<input type="checkbox"/> Preservation of land for public use (e.g., recreation or education)	<input type="checkbox"/> Preservation of a historically important land area
<input type="checkbox"/> Protection of natural habitat	<input type="checkbox"/> Preservation of a certified historic structure
<input type="checkbox"/> Preservation of open space	

2 Complete lines 2a through 2d if the organization held a qualified conservation contribution in the form of a conservation easement on the last day of the tax year.

	Held at the End of the Tax Year
a Total number of conservation easements	2a
b Total acreage restricted by conservation easements	2b
c Number of conservation easements on a certified historic structure included in (a)	2c
d Number of conservation easements included in (c) acquired after 8/17/06, and not on a historic structure listed in the National Register	2d

3 Number of conservation easements modified, transferred, released, extinguished, or terminated by the organization during the tax year ▶

4 Number of states where property subject to conservation easement is located ▶

5 Does the organization have a written policy regarding the periodic monitoring, inspection, handling of violations, and enforcement of the conservation easements it holds?

6 Staff and volunteer hours devoted to monitoring, inspecting, and enforcing conservation easements during the year ▶

7 Amount of expenses incurred in monitoring, inspecting, and enforcing conservation easements during the year ▶ \$

8 Does each conservation easement reported on line 2(d) above satisfy the requirements of section 170(h)(4)(B)(i) and section 170(h)(4)(B)(ii)?

9 In Part XIII, describe how the organization reports conservation easements in its revenue and expense statement, and balance sheet, and include, if applicable, the text of the footnote to the organization's financial statements that describes the organization's accounting for conservation easements.

Part III Organizations Maintaining Collections of Art, Historical Treasures, or Other Similar Assets.

Complete if the organization answered "Yes" to Form 990, Part IV, line 8.

1a If the organization elected, as permitted under SFAS 116 (ASC 958), not to report in its revenue statement and balance sheet works of art, historical treasures, or other similar assets held for public exhibition, education, or research in furtherance of public service, provide, in Part XIII, the text of the footnote to its financial statements that describes these items.

b If the organization elected, as permitted under SFAS 116 (ASC 958), to report in its revenue statement and balance sheet works of art, historical treasures, or other similar assets held for public exhibition, education, or research in furtherance of public service, provide the following amounts relating to these items:

(i) Revenues included in Form 990, Part VIII, line 1

(ii) Assets included in Form 990, Part X

2 If the organization received or held works of art, historical treasures, or other similar assets for financial gain, provide the following amounts required to be reported under SFAS 116 (ASC 958) relating to these items:

a Revenue included in Form 990, Part VIII, line 1

b Assets included in Form 990, Part X

Part III Organizations Maintaining Collections of Art, Historical Treasures, or Other Similar Assets (continued)

3 Using the organization's acquisition, accession, and other records, check any of the following that are a significant use of its collection items (check all that apply):

- ☐ **a** Public exhibition
☐ **b** Scholarly research
☐ **c** Preservation for future generations
☐ **d** Loan or exchange programs
☐ **e** Other

4 Provide a description of the organization's collections and explain how they further the organization's exempt purpose in Part XIII.

5 During the year, did the organization solicit or receive donations of art, historical treasures, or other similar assets to be sold to raise funds rather than to be maintained as part of the organization's collection? ☐ Yes ☐ No

Part IV Escrow and Custodial Arrangements.

Complete if the organization answered "Yes" to Form 990, Part IV, line 9, or reported an amount on Form 990, Part X, line 21.

1a Is the organization an agent, trustee, custodian or other intermediary for contributions or other assets not included on Form 990, Part X? ☐ Yes ☐ No

b If "Yes," explain the arrangement in Part XIII and complete the following table:

	Amount
c Beginning balance	1c
d Additions during the year	1d
e Distributions during the year	1e
f Ending balance	1f

2a Did the organization include an amount on Form 990, Part X, line 21, for escrow or custodial account liability? ☐ Yes ☐ No

b If "Yes," explain the arrangement in Part XIII. Check here if the explanation has been provided in Part XIII ☐

Part V Endowment Funds.

Complete if the organization answered "Yes" to Form 990, Part IV, line 10.

	(a) Current year	(b) Prior year	(c) Two years back	(d) Three years back	(e) Four years back
1a Beginning of year balance	16,086,103	9,004,225	8,469,782	8,710,628	7,619,278
b Contributions	236,848	5,834,891	42,817	33,282	15,682
c Net investment earnings, gains, and losses	663,444	1,590,375	1,003,627	40,438	1,375,823
d Grants or scholarships	-159,320	-113,605	-90,950	-105,675	-88,735
e Other expenditures for facilities and programs	-299,430	-229,783	-421,051	-208,891	-211,420
f Administrative expenses					
g End of year balance	16,527,645	16,086,103	9,004,225	8,469,782	8,710,628

2 Provide the estimated percentage of the current year end balance (line 1g, column (a)) held as:

a Board designated or quasi-endowment **▶ 30.67 %**

b Permanent endowment **▶ 54.41 %**

c Temporarily restricted endowment **▶ 14.92 %**

The percentages in lines 2a, 2b, and 2c should equal 100%.

3a Are there endowment funds not in the possession of the organization that are held and administered for the organization by:

(i) unrelated organizations

(ii) related organizations

	Yes	No
3a(i)		X
3a(ii)		X
3b		

b If "Yes" to 3a(ii), are the related organizations listed as required on Schedule R? ☐

4 Describe in Part XIII the intended uses of the organization's endowment funds.

Part VI Land, Buildings, and Equipment.

Complete if the organization answered "Yes" to Form 990, Part IV, line 11a. See Form 990, Part X, line 10.

Description of property	(a) Cost or other basis (investment)	(b) Cost or other basis (other)	(c) Accumulated depreciation	(d) Book value
1a Land		208,334		208,334
b Buildings		3,625,729	2,159,170	1,466,559
c Leasehold improvements		1,122,411	569,477	552,934
d Equipment		1,522,432	1,161,440	360,992
e Other		707,139	532,705	174,434
Total. Add lines 1a through 1e. (Column (d) must equal Form 990, Part X, column (B), line 10c.)				2,763,253

Part VII Investments—Other Securities.

Complete if the organization answered "Yes" to Form 990, Part IV, line 11b. See Form 990, Part X, line 12.

(a) Description of security or category (including name of security)	(b) Book value	(c) Method of valuation: Cost or end-of-year market value
(1) Financial derivatives		
(2) Closely-held equity interests		
(3) Other		
(A)		
(B)		
(C)		
(D)		
(E)		
(F)		
(G)		
(H)		
Total. (Column (b) must equal Form 990, Part X, col. (B) line 12.) ►		

Part VIII Investments—Program Related.

Complete if the organization answered "Yes" to Form 990, Part IV, line 11c. See Form 990, Part X, line 13.

(a) Description of investment	(b) Book value	(c) Method of valuation: Cost or end-of-year market value
(1)		
(2)		
(3)		
(4)		
(5)		
(6)		
(7)		
(8)		
(9)		
Total. (Column (b) must equal Form 990, Part X, col. (B) line 13.) ►		

Part IX Other Assets.

Complete if the organization answered "Yes" to Form 990, Part IV, line 11d. See Form 990, Part X, line 15.

(a) Description	(b) Book value
(1)	
(2)	
(3)	
(4)	
(5)	
(6)	
(7)	
(8)	
(9)	
Total. (Column (b) must equal Form 990, Part X, col. (B) line 15.) ►	

Part X Other Liabilities.

Complete if the organization answered "Yes" to Form 990, Part IV, line 11e or 11f. See Form 990, Part X, line 25.

1. (a) Description of liability	(b) Book value
(1) Federal income taxes	
(2)	
(3)	
(4)	
(5)	
(6)	
(7)	
(8)	
(9)	
Total. (Column (b) must equal Form 990, Part X, col. (B) line 25.) ►	

2. Liability for uncertain tax positions. In Part XIII, provide the text of the footnote to the organization's financial statements that reports the organization's liability for uncertain tax positions under FIN 48 (ASC 740). Check here if the text of the footnote has been provided in Part XIII ☐

Part XI Reconciliation of Revenue per Audited Financial Statements With Revenue per Return.

Complete if the organization answered "Yes" to Form 990, Part IV, line 12a.

1	Total revenue, gains, and other support per audited financial statements	1	8,580,436
2	Amounts included on line 1 but not on Form 990, Part VIII, line 12:		
a	Net unrealized gains (losses) on investments	2a	336,882
b	Donated services and use of facilities	2b	633,215
c	Recoveries of prior year grants	2c	
d	Other (Describe in Part XIII.)	2d	32,145
e	Add lines 2a through 2d	2e	1,002,242
3	Subtract line 2e from line 1	3	7,578,194
4	Amounts included on Form 990, Part VIII, line 12, but not on line 1:		
a	Investment expenses not included on Form 990, Part VIII, line 7b	4a	
b	Other (Describe in Part XIII.)	4b	
c	Add lines 4a and 4b	4c	
5	Total revenue. Add lines 3 and 4c . (This must equal Form 990, Part I, line 12.)	5	7,578,194

Part XII Reconciliation of Expenses per Audited Financial Statements With Expenses per Return.

Complete if the organization answered "Yes" to Form 990, Part IV, line 12a.

1	Total expenses and losses per audited financial statements	1	9,128,783
2	Amounts included on line 1 but not on Form 990, Part IX, line 25:		
a	Donated services and use of facilities	2a	633,215
b	Prior year adjustments	2b	
c	Other losses	2c	
d	Other (Describe in Part XIII.)	2d	32,145
e	Add lines 2a through 2d	2e	665,360
3	Subtract line 2e from line 1	3	8,463,423
4	Amounts included on Form 990, Part IX, line 25, but not on line 1:		
a	Investment expenses not included on Form 990, Part VIII, line 7b	4a	
b	Other (Describe in Part XIII.)	4b	
c	Add lines 4a and 4b	4c	
5	Total expenses. Add lines 3 and 4c . (This must equal Form 990, Part I, line 18.)	5	8,463,423

Part XIII Supplemental Information.

Provide the descriptions required for Part II, lines 3, 5, and 9; Part III, lines 1a and 4; Part IV, lines 1b and 2b; Part V, line 4; Part X, line 2; Part XI, lines 2d and 4b; and Part XII, lines 2d and 4b. Also complete this part to provide any additional information.

PART XI, LINE 2D - REVENUE AMOUNTS INCLUDED IN FINANCIALS - OTHER

SPECIAL EVENTS \$ **32,145**

PART XII, LINE 2D - EXPENSE AMOUNTS INCLUDED IN FINANCIALS - OTHER

SPECIAL EVENTS \$ **32,145**

Part XIII Supplemental Information (continued)

SCHEDULE E
(Form 990 or 990-EZ)Department of the Treasury
Internal Revenue Service

Name of the organization

Schools▶ **Complete if the organization answered "Yes" to Form 990, Part IV, line 13, or Form 990-EZ, Part VI, line 48.**▶ **Attach to Form 990 or Form 990-EZ.**▶ **Information about Schedule E (Form 990 or 990-EZ) and its instructions is at www.irs.gov/form990.**

OMB No. 1545-0047

2014**Open to Public Inspection****AQUINAS COLLEGE**

Employer identification number

62-0812782**Part I**

	YES	NO
1 Does the organization have a racially nondiscriminatory policy toward students by statement in its charter, bylaws, other governing instrument, or in a resolution of its governing body?	X	
2 Does the organization include a statement of its racially nondiscriminatory policy toward students in all its brochures, catalogues, and other written communications with the public dealing with student admissions, programs, and scholarships?	X	
3 Has the organization publicized its racially nondiscriminatory policy through newspaper or broadcast media during the period of solicitation for students, or during the registration period if it has no solicitation program, in a way that makes the policy known to all parts of the general community it serves? If "Yes," please describe. If "No," please explain. If you need more space, use Part II NON-DISCRIMINATION STATEMENT IS ON OUR WEBSITE AND IN OUR STUDENT HANDBOOK AND FACULTY STAFF HANDBOOK. POLICY OF NONDISCRIMINATION IS STATED IN ALL PUBLIC ADVERTISING AND BROCHURES.	X	
4 Does the organization maintain the following? a Records indicating the racial composition of the student body, faculty, and administrative staff?	X	
b Records documenting that scholarships and other financial assistance are awarded on a racially nondiscriminatory basis?	X	
c Copies of all catalogues, brochures, announcements, and other written communications to the public dealing with student admissions, programs, and scholarships?	X	
d Copies of all material used by the organization or on its behalf to solicit contributions?	X	
If you answered "No" to any of the above, please explain. If you need more space, use Part II.		
5 Does the organization discriminate by race in any way with respect to: a Students' rights or privileges?		X
b Admissions policies?		X
c Employment of faculty or administrative staff?		X
d Scholarships or other financial assistance?		X
e Educational policies?		X
f Use of facilities?		X
g Athletic programs?		X
h Other extracurricular activities?		X
If you answered "Yes" to any of the above, please explain. If you need more space, use Part II.		
6a Does the organization receive any financial aid or assistance from a governmental agency?	X	
b Has the organization's right to such aid ever been revoked or suspended?		X
If you answered "Yes" to either line 6a or line 6b, explain on Part II.		
7 Does the organization certify that it has complied with the applicable requirements of sections 4.01 through 4.05 of Rev. Proc. 75-50, 1975-2 C.B. 587, covering racial nondiscrimination? If "No," explain on Part II	X	

Part II **Supplemental Information.** Provide the explanations required by Part I, lines 3, 4d, 5h, 6b, and 7, as applicable. Also provide any other additional information (see instructions).

SCH E - FINANCIAL AID OR GOVERNMENT ASSISTANCE EXPLANATION

LINE 6A: AQUINAS COLLEGE RECEIVES FINANCIAL AID FROM THE FEDERAL GOVERNMENT THROUGH PELL GRANT PROGRAM, SUPPLEMENTAL EDUCATIONAL OPPORTUNITY GRANT PROGRAM, DIRECT STUDENT LOANS, AND WORK-STUDY PROGRAM. THE COLLEGE IS ALSO AN ELIGIBLE TENNESSEE INSTITUTION FOR STUDENTS TO RECEIVE NON-REPAYABLE FINANCIAL ASSISTANCE UNDER THE TENNESSEE STUDENT ASSISTANCE AWARD PROGRAM.

**SCHEDULE G
(Form 990 or 990-EZ)**

Department of the Treasury
Internal Revenue Service

Supplemental Information Regarding Fundraising or Gaming Activities

Complete if the organization answered "Yes" to Form 990, Part IV, lines 17, 18, or 19, or if the organization entered more than \$15,000 on Form 990-EZ, line 6a.

▶ Attach to Form 990 or Form 990-EZ.

▶ Information about Schedule G (Form 990 or 990-EZ) and its instructions is at www.irs.gov/form990.

OMB No. 1545-0047

2014

Open to Public
Inspection

Name of the organization

AQUINAS COLLEGE

Employer identification number

62-0812782

Part I Fundraising Activities. Complete if the organization answered "Yes" to Form 990, Part IV, line 17.
Form 990-EZ filers are not required to complete this part.

1 Indicate whether the organization raised funds through any of the following activities. Check all that apply.

- | | |
|--|---|
| a <input type="checkbox"/> Mail solicitations | e <input type="checkbox"/> Solicitation of non-government grants |
| b <input type="checkbox"/> Internet and email solicitations | f <input type="checkbox"/> Solicitation of government grants |
| c <input type="checkbox"/> Phone solicitations | g <input type="checkbox"/> Special fundraising events |
| d <input type="checkbox"/> In-person solicitations | |

2a Did the organization have a written or oral agreement with any individual (including officers, directors, trustees or key employees listed in Form 990, Part VII) or entity in connection with professional fundraising services? ☐ **Yes** ☐ **No**

b If "Yes," list the ten highest paid individuals or entities (fundraisers) pursuant to agreements under which the fundraiser is to be compensated at least \$5,000 by the organization.

(i) Name and address of individual or entity (fundraiser)	(ii) Activity	(iii) Did fundraiser have custody or control of contributions?		(iv) Gross receipts from activity	(v) Amount paid to (or retained by) fundraiser listed in col. (i)	(vi) Amount paid to (or retained by) organization
		Yes	No			
1						
2						
3						
4						
5						
6						
7						
8						
9						
10						
Total						

3 List all states in which the organization is registered or licensed to solicit contributions or has been notified it is exempt from registration or licensing.

Part II Fundraising Events. Complete if the organization answered "Yes" to Form 990, Part IV, line 18, or reported more than \$15,000 of fundraising event contributions and gross income on Form 990-EZ, lines 1 and 6b. List events with gross receipts greater than \$5,000.

		(a) Event #1 BENEFIT DINNER (event type)	(b) Event #2 (event type)	(c) Other events NONE (total number)	(d) Total events (add col. (a) through col. (c))
Revenue	1 Gross receipts	54,399			54,399
	2 Less: Contributions	11,711			11,711
	3 Gross income (line 1 minus line 2)	42,688			42,688
Direct Expenses	4 Cash prizes				
	5 Noncash prizes				
	6 Rent/facility costs				
	7 Food and beverages				
	8 Entertainment				
	9 Other direct expenses	32,145			32,145
	10 Direct expense summary. Add lines 4 through 9 in column (d)				32,145
11 Net income summary. Subtract line 10 from line 3, column (d)				10,543	

Part III Gaming. Complete if the organization answered "Yes" to Form 990, Part IV, line 19, or reported more than \$15,000 on Form 990-EZ, line 6a.

		(a) Bingo	(b) Pull tabs/instant bingo/progressive bingo	(c) Other gaming	(d) Total gaming (add col. (a) through col. (c))
Revenue	1 Gross revenue				
Direct Expenses	2 Cash prizes				
	3 Noncash prizes				
	4 Rent/facility costs				
	5 Other direct expenses				
	6 Volunteer labor	<input type="checkbox"/> Yes <input type="checkbox"/> No	<input type="checkbox"/> Yes <input type="checkbox"/> No	<input type="checkbox"/> Yes <input type="checkbox"/> No	
	7 Direct expense summary. Add lines 2 through 5 in column (d)				
	8 Net gaming income summary. Subtract line 7 from line 1, column (d)				

9 Enter the state(s) in which the organization conducts gaming activities:

a Is the organization licensed to conduct gaming activities in each of these states? ☐ Yes ☐ No

b If "No," explain:

10a Were any of the organization's gaming licenses revoked, suspended or terminated during the tax year? ☐ Yes ☐ No

b If "Yes," explain:

- 11** Does the organization conduct gaming activities with nonmembers? ☐ Yes ☐ No
- 12** Is the organization a grantor, beneficiary or trustee of a trust or a member of a partnership or other entity formed to administer charitable gaming? ☐ Yes ☐ No
- 13** Indicate the percentage of gaming activity conducted in:
- | | | |
|--------------------------------------|------------|---|
| a The organization's facility | 13a | % |
| b An outside facility | 13b | % |
- 14** Enter the name and address of the person who prepares the organization's gaming/special events books and records:

Name ▶

Address ▶

- 15a** Does the organization have a contract with a third party from whom the organization receives gaming revenue? ☐ Yes ☐ No
- b** If "Yes," enter the amount of gaming revenue received by the organization ▶ \$ and the amount of gaming revenue retained by the third party ▶ \$
- c** If "Yes," enter name and address of the third party:

Name ▶

Address ▶

16 Gaming manager information:

Name ▶

Gaming manager compensation ▶ \$

Description of services provided ▶

☐ Director/officer ☐ Employee ☐ Independent contractor

17 Mandatory distributions:

- a** Is the organization required under state law to make charitable distributions from the gaming proceeds to retain the state gaming license? ☐ Yes ☐ No
- b** Enter the amount of distributions required under state law to be distributed to other exempt organizations or spent in the organization's own exempt activities during the tax year ▶ \$

Part IV Supplemental Information. Provide the explanations required by Part I, line 2b, columns (iii) and (v), and Part III, lines 9, 9b, 10b, 15b, 15c, 16, and 17b, as applicable. Also provide any additional information (see instructions).

**SCHEDULE M
(Form 990)****Noncash Contributions**

OMB No. 1545-0047

2014**Open To Public
Inspection**Department of the Treasury
Internal Revenue Service

- Complete if the organizations answered "Yes" on Form 990, Part IV, lines 29 or 30.
 ► Attach to Form 990.
 ► Information about Schedule M (Form 990) and its instructions is at www.irs.gov/form990.

Name of the organization

Employer identification number

AQUINAS COLLEGE**62-0812782****Part I Types of Property**

	(a) Check if applicable	(b) Number of contributions or items contributed	(c) Noncash contribution amounts reported on Form 990, Part VIII, line 1g	(d) Method of determining noncash contribution amounts
1 Art — Works of art				
2 Art — Historical treasures				
3 Art — Fractional interests				
4 Books and publications				
5 Clothing and household goods				
6 Cars and other vehicles				
7 Boats and planes				
8 Intellectual property				
9 Securities — Publicly traded	X	3	38,383	
10 Securities — Closely held stock				
11 Securities — Partnership, LLC, or trust interests				
12 Securities — Miscellaneous				
13 Qualified conservation contribution — Historic structures				
14 Qualified conservation contribution — Other				
15 Real estate — Residential				
16 Real estate — Commercial				
17 Real estate — Other				
18 Collectibles				
19 Food inventory				
20 Drugs and medical supplies				
21 Taxidermy				
22 Historical artifacts				
23 Scientific specimens				
24 Archeological artifacts				
25 Other ► ()				
26 Other ► ()				
27 Other ► ()				
28 Other ► ()				

29 Number of Forms 8283 received by the organization during the tax year for contributions for which the organization completed Form 8283, Part IV, Donee Acknowledgement

29

30a During the year, did the organization receive by contribution any property reported in Part I, lines 1 through 28, that it must hold for at least three years from the date of the initial contribution, and which is not required to be used for exempt purposes for the entire holding period?

	Yes	No
30a		X

b If "Yes," describe the arrangement in Part II.

31 Does the organization have a gift acceptance policy that requires the review of any non-standard contributions?

31		X
----	--	----------

32a Does the organization hire or use third parties or related organizations to solicit, process, or sell noncash contributions?

32a		X
-----	--	----------

b If "Yes," describe in Part II.

33 If the organization did not report an amount in column (c) for a type of property for which column (a) is checked, describe in Part II.

--	--	--

Part II	Supplemental Information. Provide the information required by Part I, lines 30b, 32b, and 33, and whether the organization is reporting in Part I, column (b), the number of contributions, the number of items received, or a combination of both. Also complete this part for any additional information.
----------------	--

SCHEDULE O
(Form 990 or 990-EZ)Department of the Treasury
Internal Revenue Service

Name of the organization

Supplemental Information to Form 990 or 990-EZComplete to provide information for responses to specific questions on
Form 990 or 990-EZ or to provide any additional information.

▶ Attach to Form 990 or 990-EZ.

▶ Information about Schedule O (Form 990 or 990-EZ) and its instructions is at www.irs.gov/form990.

OMB No. 1545-0047

2014**Open to Public
Inspection****AQUINAS COLLEGE**

Employer identification number

62-0812782**FORM 990, PART VI, LINE 6 - CLASSES OF MEMBERS OR STOCKHOLDERS**

AQUINAS COLLEGE (THE "COLLEGE") IS A PRIVATE CATHOLIC INSTITUTION OF HIGHER EDUCATION. CHARTERED ON JUNE 24, 1970 IN TENNESSEE AS A NONPROFIT CORPORATION, THE COLLEGE HAS BEEN IN CONTINUOUS OPERATIONS SINCE THAT TIME. THE COLLEGE OFFERS AN ACADEMICALLY CHALLENGING LIBERAL ARTS AND SCIENCES CURRICULUM, AND IS ACCREDITED BY THE COMMISSION ON COLLEGES OF THE SOUTHERN ASSOCIATION OF COLLEGES AND SCHOOLS.

THE COLLEGE IS PART OF THE DOMINICAN CAMPUS AND IS LOCATED ON 83 WOODED ACRES IN NASHVILLE, TENNESSEE. IT IS OWNED AND ADMINISTERED BY THE DOMINICAN SISTERS OF ST. CECILIA CONGREGATION (THE SOLE MEMBER OF THE COLLEGE). THE DOMINICAN SISTERS HAVE BEEN EDUCATING CHILDREN, YOUTH AND ADULTS OF NASHVILLE FOR OVER 150 YEARS, LEADING STUDENTS TO A DEEPER KNOWLEDGE OF THEIR FAITH, THEIR HERITAGE, AND THEIR RESPONSIBILITIES AS MEMBERS OF SOCIETY.

FORM 990, PART VI, LINE 7A - ELECTION OF MEMBERS AND THEIR RIGHTS

THE MEMBER, AFTER CONSIDERATION OF THE ADVICE OF THE BOARD OF DIRECTORS, HAS THE POWER TO APPOINT DIRECTORS TO THE BOARD.

FORM 990, PART VI, LINE 7B - DECISIONS SUBJECT TO APPROVAL OF MEMBERS

THE FOLLOWING TRANSACTIONS SHALL BE AUTHORIZED BY VOTE OF THE MEMBER, WHICH VOTE SHALL BE TAKEN ONLY AFTER CONSIDERING THE ADVICE OF THE BOARD OF DIRECTORS. ANY ACTION TAKEN BY THE MEMBER ON THESE MATTERS SHALL BE IMMEDIATELY COMMUNICATED TO THE BOARD OF DIRECTORS.

A) APPROVAL OF THE MISSION, PHILOSOPHY, OBJECTIVES AND PURPOSES OF THE

Name of the organization

Employer identification number

AQUINAS COLLEGE**62-0812782**

COLLEGE FOR WHICH IT WAS AND IS FORMED AND EXISTS.

B) AMENDMENT OF THE CHARTER AND BYLAWS OF THE COLLEGE.

C) APPOINTMENT OF DIRECTORS TO AND REMOVAL OF DIRECTORS FROM THE BOARD OF DIRECTORS AS IS CONSIDERED JUST AND NECESSARY FOR THE BEST INTERESTS OF THE COLLEGE.

D) APPOINTMENT, EVALUATION OR DISCHARGE OF THE PRESIDENT OF THE COLLEGE.

E) APPROVAL OF CAPITAL AND OPERATING BUDGETS.

F) APPROVAL OF BORROWING IN EXCESS OF THE LIMIT ESTABLISHED BY THE MEMBER.

G) APPROVAL OF PURCHASE, MORTGAGE OR SALE OF REAL ESTATE OR LEASE OF REAL ESTATE BY OR TO THE COLLEGE FOR LONGER THAN ONE YEAR.

H) APPROVAL OF UNBUDGETED EXPENSES IN EXCESS OF THE LIMIT ESTABLISHED BY THE MEMBER.

I) REQUIREMENT OF A CERTIFIED AUDIT OF CORPORATE FUNDS AT ANY TIME AND APPROVAL OF THE FISCAL AUDITOR OF THE COLLEGE ANNUALLY.

J) APPROVAL OF ALL INSURANCE CARRIERS AND INSURANCE COVERAGE FOR THE COLLEGE.

K) APPROVAL OF LONG-RANGE OR STRATEGIC PLANS OF THE COLLEGE.

L) APPROVAL OF THE CREATION AND DISSOLUTION OF THIS COLLEGE OR ANY SUBSIDIARY CORPORATIONS, AS WELL AS APPROVAL OF ANY MERGER, CONSOLIDATION, AFFILIATION, JOINT VENTURE OR OTHER FORM OF CORPORATE REORGANIZATION OF THIS CORPORATION OR ANY SUBSIDIARY OF WHICH THIS CORPORATION IS A MEMBER OR CONTROLLING SHAREHOLDER.

M) APPOINTMENT, SALARY NEGOTIATION AND REASSIGNMENT OF DOMINICAN SISTER PERSONNEL TO THE COLLEGE.

N) APPROVAL OF POLICES TO MEET ANNUAL AND LONG-RANGE OBJECTIVES AND GOALS, AND TO REMAIN IN COMPLIANCE WITH APPLICABLE LOCAL, STATE AND FEDERAL LAWS AND REGULATIONS.

Name of the organization

Employer identification number

AQUINAS COLLEGE

62-0812782

O) THE POWERS STATED ABOVE AND ALL OTHER POWERS NOT DELEGATED IN THESE BYLAWS ARE RESERVED TO THE MEMBER, BUT THE MEMBER DOES HEREBY DELEGATE TO THE BOARD OF DIRECTORS THE AUTHORITY TO OPERATE THE COLLEGE AS SET FORTH IN ARTICLE III OF THESE BYLAWS.

FORM 990, PART VI, LINE 11B - ORGANIZATION'S PROCESS TO REVIEW FORM 990 WHEN COMPLETE, SCHEDULE 990 WILL BE SENT TO THE AUDIT COMMITTEE FOR REVIEW. THE AUDIT COMMITTEE WILL PRESENT IRS FORM 990 TO THE FULL BOARD (OR EXECUTIVE COMMITTEE) FOR REVIEW AND APPROVAL PRIOR TO ITS FILING.

FORM 990, PART VI, LINE 12C - ENFORCEMENT OF CONFLICTS POLICY BOARD OF DIRECTORS COMPLETES A NEW DISCLOSURE FORM EACH YEAR. EACH FACULTY AND STAFF MEMBER COMPLETES ONE WHEN THE SALARY AGREEMENT IS SIGNED ANNUALLY. TRANSACTIONS WITH OFFICERS, DIRECTORS, TRUSTEES, AND KEY EMPLOYEES ARE REVIEWED.

FORM 990, PART VI, LINE 15A - COMPENSATION PROCESS FOR TOP OFFICIAL EMPLOYEES ARE PAID IN AN AMOUNT COMPARABLE TO WHAT THEY WOULD BE EXPECTED TO MAKE AT SIMILAR LOCAL (PRIVATE OR STATE) OR PEER INSTITUTIONS. AT TIMES WE CHECK COMPARABLE RANGES AGAINST THE CHRONICLE OF HIGHER EDUCATION, ON-LINE SERVICES OR OTHER INSTITUTIONS' 990 REPORTS THAT ARE AVAILABLE.

FORM 990, PART VI, LINE 15B - COMPENSATION PROCESS FOR OFFICERS EMPLOYEES ARE PAID IN AN AMOUNT COMPARABLE TO WHAT THEY WOULD BE EXPECTED TO MAKE AT SIMILAR LOCAL (PRIVATE OR STATE) OR PEER INSTITUTIONS. AT TIMES WE CHECK COMPARABLE RANGES AGAINST THE CHRONICLE OF HIGHER EDUCATION, ON-LINE SERVICES OR OTHER INSTITUTIONS' 990 REPORTS THAT ARE AVAILABLE.

Name of the organization

Employer identification number

AQUINAS COLLEGE

62-0812782

FORM 990, PART VI, LINE 19 - GOVERNING DOCUMENTS DISCLOSURE EXPLANATION

CHARTER IS AVAILABLE THROUGH THE SECRETARY OF STATE.

FORM 990, PART XI, LINE 9 - RECONCILIATION OF CHANGES - OTHER

SPECIAL EVENTS **\$ 32,145**

SPECIAL EVENTS **\$ -32,145**

**SCHEDULE R
(Form 990)**

Department of the Treasury
Internal Revenue Service

Name of the organization

Related Organizations and Unrelated Partnerships

- **Complete if the organization answered "Yes" on Form 990, Part IV, line 33, 34, 35b, 36, or 37.**
 ► **Attach to Form 990.**
 ► **Information about Schedule R (Form 990) and its instructions is at www.irs.gov/form990.**

OMB No. 1545-0047

2014

**Open to Public
Inspection**

AQUINAS COLLEGE

Employer identification number
62-0812782

Part I Identification of Disregarded Entities Complete if the organization answered "Yes" on Form 990, Part IV, line 33.

(a) Name, address, and EIN (if applicable) of disregarded entity	(b) Primary activity	(c) Legal domicile (state or foreign country)	(d) Total income	(e) End-of-year assets	(f) Direct controlling entity
(1)					
(2)					
(3)					
(4)					
(5)					

Part II Identification of Related Tax-Exempt Organizations Complete if the organization answered "Yes" on Form 990, Part IV, line 34 because it had one or more related tax-exempt organizations during the tax year.

(a) Name, address, and EIN of related organization	(b) Primary activity	(c) Legal domicile (state or foreign country)	(d) Exempt Code section	(e) Public charity status (if section 501(c)(3))	(f) Direct controlling entity	(g) Section 512(b)(13) controlled entity?	
						Yes	No
(1) ST. CECILIA CONGREGATION 801 DOMINICAN DR. 62-0552181 NASHVILLE TN 37228	OWNS AC	TN	501C3	1	N/A		X
(2) DOMINICAN CAMPUS 4210 HARDING RD. 62-1338763 NASHVILLE TN 37205	MANAGES	TN	501C3	1	SCC		X
(3) OVERBROOK SCHOOL 4210 HARDING RD. 62-0476817 NASHVILLE TN 37205	PARTNER	TN	501C3	2	SCC		X
(4) ST. CECILIA ACADEMY 4210 HARDING RD. 62-1666121 NASHVILLE TN 37205	PARTNER	TN	501C3	2	SCC		X
(5)							

Part III Identification of Related Organizations Taxable as a Partnership Complete if the organization answered "Yes" on Form 990, Part IV, line 34 because it had one or more related organizations treated as a partnership during the tax year.

(a) Name, address, and EIN of related organization	(b) Primary activity	(c) Legal domicile (state or foreign country)	(d) Direct controlling entity	(e) Predominant income (related, unrelated, excluded from tax under sections 512-514)	(f) Share of total income	(g) Share of end-of- year assets	(h) Dispro- portionate alloc.?		(i) Code V—UBI amount in box 20 of Schedule K-1 (Form 1065)	(j) General or managing partner?		(k) Percentage ownership
							Yes	No		Yes	No	
(1)												
(2)												
(3)												
(4)												

Part IV Identification of Related Organizations Taxable as a Corporation or Trust Complete if the organization answered "Yes" on Form 990, Part IV, line 34 because it had one or more related organizations treated as a corporation or trust during the tax year.

(a) Name, address, and EIN of related organization	(b) Primary activity	(c) Legal domicile (state or foreign country)	(d) Direct controlling entity	(e) Type of entity (C corp, S corp, or trust)	(f) Share of total income	(g) Share of end-of-year assets	(h) Percentage ownership	(i) Section 512(b)(13) controlled entity?	
								Yes	No
(1)									
(2)									
(3)									
(4)									

Part V Transactions With Related Organizations Complete if the organization answered "Yes" on Form 990, Part IV, line 34, 35b, or 36.**Note.** Complete line 1 if any entity is listed in Parts II, III, or IV of this schedule.**1** During the tax year, did the organization engage in any of the following transactions with one or more related organizations listed in Parts II-IV?**a** Receipt of **(i)** interest, **(ii)** annuities, **(iii)** royalties, or **(iv)** rent from a controlled entity**b** Gift, grant, or capital contribution to related organization(s)**c** Gift, grant, or capital contribution from related organization(s)**d** Loans or loan guarantees to or for related organization(s)**e** Loans or loan guarantees by related organization(s)**f** Dividends from related organization(s)**g** Sale of assets to related organization(s)**h** Purchase of assets from related organization(s)**i** Exchange of assets with related organization(s)**j** Lease of facilities, equipment, or other assets to related organization(s)**k** Lease of facilities, equipment, or other assets from related organization(s)**l** Performance of services or membership or fundraising solicitations for related organization(s)**m** Performance of services or membership or fundraising solicitations by related organization(s)**n** Sharing of facilities, equipment, mailing lists, or other assets with related organization(s)**o** Sharing of paid employees with related organization(s)**p** Reimbursement paid to related organization(s) for expenses**q** Reimbursement paid by related organization(s) for expenses**r** Other transfer of cash or property to related organization(s)**s** Other transfer of cash or property from related organization(s)**2** If the answer to any of the above is "Yes," see the instructions for information on who must complete this line, including covered relationships and transaction thresholds.

(a) Name of related organization	(b) Transaction type (a-s)	(c) Amount involved	(d) Method of determining amount involved
(1) ST. CECILIA CONGREGATION	M	544,309	ACTUAL SR STIPENDS PAID
(2) DOMINICAN CAMPUS	N	529,872	ACTUAL ASSESSMENT
(3) ST. CECILIA CONGREGATION	B	833,528	ACTUAL SR SCHLR AWARDS
(4) ST. CECILIA CONGREGATION	C	533,341	DONATED SERVICES ESTIMATE
(5)			
(6)			

Part VI **Unrelated Organizations Taxable as a Partnership** Complete if the organization answered "Yes" on Form 990, Part IV, line 37.

Provide the following information for each entity taxed as a partnership through which the organization conducted more than five percent of its activities (measured by total assets or gross revenue) that was not a related organization. See instructions regarding exclusion for certain investment partnerships.

(a) Name, address, and EIN of entity	(b) Primary activity	(c) Legal domicile (state or foreign country)	(d) Predominant income (related, unrelated, excluded from tax under sections 512-514)	(e) Are all partners section 501(c)(3) organizations?		(f) Share of total income	(g) Share of end-of-year assets	(h) Disproportionate allocations?		(i) Code V—UBI amount in box 20 of Schedule K-1 (Form 1065)	(j) General or managing partner?		(k) Percentage ownership
				Yes	No			Yes	No		Yes	No	
(1)													
(2)													
(3)													
(4)													
(5)													
(6)													
(7)													
(8)													
(9)													
(10)													
(11)													

Part VII Supplemental Information

Provide additional information for responses to questions on Schedule R (see instructions).

Form **4562**Department of the Treasury
Internal Revenue Service (99)**Depreciation and Amortization**

(Including Information on Listed Property)

▶ Attach to your tax return.

▶ Information about Form 4562 and its separate instructions is at www.irs.gov/form4562.

OMB No. 1545-0172

2014Attachment
Sequence No. **179**

Name(s) shown on return

AQUINAS COLLEGE

Identifying number

62-0812782

Business or activity to which this form relates

INDIRECT DEPRECIATION**Part I Election To Expense Certain Property Under Section 179****Note:** If you have any listed property, complete Part V before you complete Part I.

1	Maximum amount (see instructions)	1	500,000
2	Total cost of section 179 property placed in service (see instructions)	2	
3	Threshold cost of section 179 property before reduction in limitation (see instructions)	3	2,000,000
4	Reduction in limitation. Subtract line 3 from line 2. If zero or less, enter -0-	4	
5	Dollar limitation for tax year. Subtract line 4 from line 1. If zero or less, enter -0-. If married filing separately, see instructions	5	
6	(a) Description of property	(b) Cost (business use only)	(c) Elected cost
7	Listed property. Enter the amount from line 29	7	
8	Total elected cost of section 179 property. Add amounts in column (c), lines 6 and 7	8	
9	Tentative deduction. Enter the smaller of line 5 or line 8	9	
10	Carryover of disallowed deduction from line 13 of your 2013 Form 4562	10	
11	Business income limitation. Enter the smaller of business income (not less than zero) or line 5 (see instructions)	11	
12	Section 179 expense deduction. Add lines 9 and 10, but do not enter more than line 11	12	
13	Carryover of disallowed deduction to 2015. Add lines 9 and 10, less line 12	13	

Note: Do not use Part II or Part III below for listed property. Instead, use Part V.**Part II Special Depreciation Allowance and Other Depreciation (Do not include listed property.) (See instructions.)**

14	Special depreciation allowance for qualified property (other than listed property) placed in service during the tax year (see instructions)	14	
15	Property subject to section 168(f)(1) election	15	
16	Other depreciation (including ACRS)	16	262,470

Part III MACRS Depreciation (Do not include listed property.) (See instructions.)**Section A**

17	MACRS deductions for assets placed in service in tax years beginning before 2014	17	0
18	If you are electing to group any assets placed in service during the tax year into one or more general asset accounts, check here		

Section B—Assets Placed in Service During 2014 Tax Year Using the General Depreciation System

(a) Classification of property	(b) Month and year placed in service	(c) Basis for depreciation (business/investment use only—see instructions)	(d) Recovery period	(e) Convention	(f) Method	(g) Depreciation deduction
19a 3-year property						
b 5-year property						
c 7-year property						
d 10-year property						
e 15-year property						
f 20-year property						
g 25-year property			25 yrs.		S/L	
h Residential rental property			27.5 yrs.	MM	S/L	
i Nonresidential real property			27.5 yrs.	MM	S/L	
			39 yrs.	MM	S/L	
				MM	S/L	

Section C—Assets Placed in Service During 2014 Tax Year Using the Alternative Depreciation System

20a Class life					S/L	
b 12-year			12 yrs.		S/L	
c 40-year			40 yrs.	MM	S/L	

Part IV Summary (See instructions.)

21	Listed property. Enter amount from line 28	21	
22	Total. Add amounts from line 12, lines 14 through 17, lines 19 and 20 in column (g), and line 21. Enter here and on the appropriate lines of your return. Partnerships and S corporations—see instructions	22	262,470
23	For assets shown above and placed in service during the current year, enter the portion of the basis attributable to section 263A costs	23	

For Paperwork Reduction Act Notice, see separate instructions.Form **4562** (2014)

DAA

THERE ARE NO AMOUNTS FOR PAGE 2

Form **4562**Department of the Treasury
Internal Revenue Service (99)**Depreciation and Amortization**
(Including Information on Listed Property)

▶ Attach to your tax return.

▶ Information about Form 4562 and its separate instructions is at www.irs.gov/form4562.

OMB No. 1545-0172

2014Attachment
Sequence No. **179**

Name(s) shown on return

AQUINAS COLLEGE

Identifying number

62-0812782

Business or activity to which this form relates

Part I Election To Expense Certain Property Under Section 179**Note:** If you have any listed property, complete Part V before you complete Part I.

1	Maximum amount (see instructions)	1	500,000
2	Total cost of section 179 property placed in service (see instructions)	2	
3	Threshold cost of section 179 property before reduction in limitation (see instructions)	3	2,000,000
4	Reduction in limitation. Subtract line 3 from line 2. If zero or less, enter -0-	4	
5	Dollar limitation for tax year. Subtract line 4 from line 1. If zero or less, enter -0-. If married filing separately, see instructions	5	
6	(a) Description of property	(b) Cost (business use only)	(c) Elected cost
7	Listed property. Enter the amount from line 29	7	
8	Total elected cost of section 179 property. Add amounts in column (c), lines 6 and 7	8	
9	Tentative deduction. Enter the smaller of line 5 or line 8	9	
10	Carryover of disallowed deduction from line 13 of your 2013 Form 4562	10	
11	Business income limitation. Enter the smaller of business income (not less than zero) or line 5 (see instructions)	11	
12	Section 179 expense deduction. Add lines 9 and 10, but do not enter more than line 11	12	
13	Carryover of disallowed deduction to 2015. Add lines 9 and 10, less line 12	13	

Note: Do not use Part II or Part III below for listed property. Instead, use Part V.**Part II Special Depreciation Allowance and Other Depreciation (Do not include listed property.) (See instructions.)**

14	Special depreciation allowance for qualified property (other than listed property) placed in service during the tax year (see instructions)	14	
15	Property subject to section 168(f)(1) election	15	
16	Other depreciation (including ACRS)	16	47,398

Part III MACRS Depreciation (Do not include listed property.) (See instructions.)**Section A**

17	MACRS deductions for assets placed in service in tax years beginning before 2014	17	0
18	If you are electing to group any assets placed in service during the tax year into one or more general asset accounts, check here		

Section B—Assets Placed in Service During 2014 Tax Year Using the General Depreciation System

(a) Classification of property	(b) Month and year placed in service	(c) Basis for depreciation (business/investment use only—see instructions)	(d) Recovery period	(e) Convention	(f) Method	(g) Depreciation deduction
19a 3-year property						
b 5-year property						
c 7-year property						
d 10-year property						
e 15-year property						
f 20-year property						
g 25-year property			25 yrs.		S/L	
h Residential rental property			27.5 yrs.	MM	S/L	
i Nonresidential real property			27.5 yrs.	MM	S/L	
			39 yrs.	MM	S/L	

Section C—Assets Placed in Service During 2014 Tax Year Using the Alternative Depreciation System

20a Class life					S/L	
b 12-year			12 yrs.		S/L	
c 40-year			40 yrs.	MM	S/L	

Part IV Summary (See instructions.)

21	Listed property. Enter amount from line 28	21	
22	Total. Add amounts from line 12, lines 14 through 17, lines 19 and 20 in column (g), and line 21. Enter here and on the appropriate lines of your return. Partnerships and S corporations—see instructions	22	47,398
23	For assets shown above and placed in service during the current year, enter the portion of the basis attributable to section 263A costs	23	

For Paperwork Reduction Act Notice, see separate instructions.

Form **4562** (2014)

DAA

THERE ARE NO AMOUNTS FOR PAGE 2

Federal Asset Report

Form 990, Page 1

Asset	Description	Date In Service	Cost	Bus %	Sec 179	Basis for Depr	PerConv	Meth	Prior	Current
Other Depreciation:										
1	BUILDING	9/01/61	250,000			250,000	31	MO S/L	250,000	0
2	LIBRARY, ASSEMBLY HALL, CHAPEL, C	5/01/69	467,864			467,864	31	MO S/L	467,864	0
3	AQUINAS CENTER	5/01/76	500,000			500,000	31	MO S/L	500,000	0
4	PRESS BOX	3/01/87	40,000			40,000	31	MO S/L	40,000	0
5	FACULTY & ADMINISTRATIVE OFFICE	6/30/90	256,752			256,752	31	MO S/L	195,621	8,150
6	SNACK BAR	3/01/96	83,364			83,364	27	MO S/L	55,576	3,031
	Mass Sale: 6/30/15									
7	IMPROVEMENTS	1/01/85	21,845			21,845	31	MO S/L	20,458	693
8	IMPROVEMENTS	1/01/86	13,620			13,620	31	MO S/L	12,323	432
9	IMPROVEMENTS	1/01/87	6,498			6,498	31	MO S/L	5,776	206
10	IMPROVEMENTS	1/01/90	1,925			1,925	31	MO S/L	1,498	61
11	NURSING IMPROVEMENTS	1/01/88	21,507			21,507	31	MO S/L	18,093	683
12	ATHLETIC - FENCING	1/01/87	1,055			1,055	31	MO S/L	921	33
13	FLASHING	4/15/91	2,022			2,022	31	MO S/L	1,492	65
14	CHAPEL RENOVATION	6/30/91	33,892			33,892	31	MO S/L	24,746	1,076
15	IMPROVEMENTS	6/30/91	3,733			3,733	31	MO S/L	2,725	119
16	FAC LOUNGE RENOVATION	6/30/91	5,315			5,315	31	MO S/L	3,881	169
17	NURSING OFFICE RENOVATIONS	6/30/92	12,722			12,722	31	MO S/L	8,885	404
18	CHAPEL RENOVATIONS	6/30/92	5,618			5,618	31	MO S/L	3,923	179
19	DOOR TEP LIBRARY	1/21/94	3,897			3,897	39	MO S/L	2,040	100
20	LETTERING	3/15/94	543			543	39	MO S/L	283	14
21	FAUCET & SINK	4/21/94	1,091			1,091	39	MO S/L	564	28
22	SEWER PUMP REPAIR	2/03/95	5,214			5,214	7	MO S/L	5,214	0
23	SNACK BAR	12/31/96	3,000			3,000	27	MO S/L	1,909	109
	Mass Sale: 6/30/15									
24	COMPUTER LAB (CARELL)	8/31/96	40,239			40,239	27	MO S/L	26,094	1,464
51	NATIVITY SCENE	1/01/91	1,038			1,038	10	MO S/L	1,038	0
52	NATIVITY SCENE	1/01/91	1,043			1,043	10	MO S/L	1,043	0
57	CHAPEL FURNISHINGS	6/30/91	23,574			23,574	10	MO S/L	23,574	0
58	FAC LOUNGE-TABLE CHAIRS	6/30/91	4,852			4,852	10	MO S/L	4,852	0
60	FAC LOUNGE-WALL COVERING & DR	6/30/91	609			609	10	MO S/L	609	0
68	CONFERENCE TABLE - 12 FT. WALNU	6/26/92	1,046			1,046	10	MO S/L	1,046	0
70	NATIVITY SET - 3 KINGS	11/21/91	999			999	10	MO S/L	999	0
75	FOUR DRAWER BLACK FILING CABIN	2/16/93	414			414	10	MO S/L	414	0
76	CHECKING WOODWORK	4/30/93	658			658	10	MO S/L	658	0
77	CABINETS	2/28/93	735			735	10	MO S/L	735	0
81	STENCIL MACHINE	8/20/93	2,676			2,676	10	MO S/L	2,676	0
	Mass Sale: 6/30/15									
83	FIRE PROOF FILE CABINET	9/17/93	709			709	10	MO S/L	709	0
84	BLINDS	9/27/93	839			839	10	MO S/L	839	0
86	FOLDING TABLES	11/04/93	316			316	10	MO S/L	316	0
	Mass Sale: 6/30/15									
91	LIBRARY SHELVING	6/09/94	2,748			2,748	10	MO S/L	2,748	0
	Mass Sale: 6/30/15									
99	STEP THREADS	8/13/93	1,410			1,410	10	MO S/L	1,410	0
101	TEP CABINETS	4/06/94	2,612			2,612	10	MO S/L	2,612	0
103	TREATMENT TABLE -DONATED	1/04/94	1,058			1,058	10	MO S/L	1,058	0
	Mass Sale: 6/30/15									
117	PODIUM	11/20/94	1,875			1,875	5	MO S/L	1,875	0
122	FILES & CABINET	7/07/94	892			892	5	MO S/L	892	0
133	SHELVES	8/01/94	3,087			3,087	7	MO S/L	3,087	0
138	NETWORK CABLING	9/16/94	22,048			22,048	7	MO S/L	22,048	0
139	FLOOR COVERING	7/31/94	1,261			1,261	7	MO S/L	1,261	0
140	LIGHTS & FIXTURES	10/18/94	2,998			2,998	7	MO S/L	2,998	0
141	EQUIPMENT	1/01/96	81,780			81,780	5	MO S/L	81,780	0
146	SECURITY SYSTEM	12/31/96	1,219			1,219	5	MO S/L	1,219	0
148	IMAGING SYSTEM	12/31/96	3,277			3,277	5	MO S/L	3,277	0
153	LIGHT FIXTURES	12/31/96	1,868			1,868	7	MO S/L	1,868	0
154	CEILING TILES & BLINDS	12/31/96	1,006			1,006	7	MO S/L	1,006	0
155	CHILLER	6/25/97	47,377			47,377	7	MO S/L	47,377	0
157	DISPLAY SHELVES	5/30/97	2,408			2,408	7	MO S/L	2,408	0
162	OVERHEAD EQUIPMENT	10/01/96	2,140			2,140	5	MO S/L	2,140	0
165	PAVING	9/01/69	25,000			25,000	20	MO S/L	25,000	0
166	TENNIS COURTS	7/01/71	35,000			35,000	31	MO S/L	35,000	0
167	ATHLETIC FIELD	7/01/73	22,397			22,397	31	MO S/L	22,397	0
168	BASEBALL FIELD	7/01/74	35,000			35,000	31	MO S/L	35,000	0
169	PAVING	5/01/76	90,000			90,000	31	MO S/L	90,000	0
170	NURSING PROGRAM RENOVATIONS	1/01/84	90,247			90,247	31	MO S/L	87,382	2,865

Asset	Description	Date In Service	Cost	Bus %	Sec 179	Basis for Depr	PerConv Meth	Prior	Current
171	BOOKS	1/01/98	25,556			25,556	15 MO S/L	25,556	0
172	FILING CABINET	7/14/97	891			891	10 MO S/L	891	0
174	AC WORKSTATIONS	7/02/97	405			405	10 MO S/L	405	0
175	AC WORKSTATIONS	7/02/97	811			811	10 MO S/L	811	0
176	AC WORKSTATIONS	7/02/97	517			517	10 MO S/L	517	0
177	AC WORKSTATIONS	7/02/97	131			131	10 MO S/L	131	0
178	MARKER BOARDS	7/18/97	925			925	10 MO S/L	925	0
179	CREDIT CARD SCANNER	7/31/97	650			650	10 MO S/L	650	0
181	AC DESK CHAIRS	8/20/97	336			336	7 MO S/L	336	0
182	SCA CONFERENCE AND DESK CHAIRS	8/20/97	1,012			1,012	7 MO S/L	1,012	0
185	TV MOUNTS FOR MONITORS	9/16/97	319			319	10 MO S/L	319	0
186	AC MOUNTS FOR MONITORS	9/16/97	290			290	10 MO S/L	290	0
230	AC TV MOUNTS FOR MONITORS	9/16/97	339			339	10 MO S/L	339	0
231	AC TV MOUNTS FOR MONITORS	9/16/97	295			295	10 MO S/L	295	0
242	Equipment-Carrelll	1/01/98	7,237			7,237	5 MO S/L	7,237	0
Mass Sale: 6/30/15									
252	ABESTOS ABATEMENT	4/14/98	1,262			1,262	15 MO S/L	1,262	0
253	TILE FOR WEST HALLWAY	4/14/98	592			592	15 MO S/L	592	0
255	Books	4/01/98	13,289			13,289	15 MO S/L	13,289	0
257	BUILDING IMPROVEMENTS	1/01/99	11,474			11,474	39 MO S/L	4,560	294
258	TENNIS COURTS	1/01/99	88,000			88,000	15 MO S/L	88,000	0
261	OFFICE FURNITURE	1/01/99	30,818			30,818	7 MO S/L	30,818	0
264	BOOKS	1/01/99	46,095			46,095	15 MO S/L	46,095	0
265	DRY ERASE BOARDS	8/01/99	886			886	10 MO S/L	886	0
266	CARPET-FACULTY OFFICE	8/01/99	1,430			1,430	10 MO S/L	1,430	0
267	NEW JACK INSTALLATION	10/01/99	2,175			2,175	10 MO S/L	2,175	0
268	SPRINT PHONE TRUNK MODULE	12/01/99	2,165			2,165	10 MO S/L	2,165	0
269	2 TON HEAT PUMP	2/14/00	1,064			1,064	10 MO S/L	1,064	0
270	5 NEW TELEPHONE INSTALLATIONS	4/25/00	1,259			1,259	10 MO S/L	1,259	0
275	30 FOLDING TABLES & 58 STACKING	4/04/00	4,582			4,582	10 MO S/L	4,582	0
276	9 TASK CHAIRS, 2 SETS OF SIDE CHAIRS	5/09/00	1,205			1,205	10 MO S/L	1,205	0
277	6 STORAGE CABINETS	5/30/00	1,432			1,432	10 MO S/L	1,432	0
278	COMPUTER CUBICLES FOR LIBRARY	6/02/00	14,281			14,281	10 MO S/L	14,281	0
279	WORK STATION MODULE FOR FACUL	6/28/00	1,709			1,709	10 MO S/L	1,709	0
280	FIBER STATION MODULE	8/01/99	648			648	10 MO S/L	648	0
281	2 6' SCULPTURES & PORTABLE BENCH	11/01/99	890			890	10 MO S/L	890	0
282	FURNITURE-L. YARBROUGH OFFICE	1/01/00	3,031			3,031	10 MO S/L	3,031	0
284	HEAT & AIR UNIT FOR PRESS BOX	12/01/99	2,126			2,126	10 MO S/L	2,126	0
286	PRESS BOX IMPROVEMENTS	5/23/00	6,822			6,822	15 MO S/L	6,406	416
295	PATCH CABLES FOR NURSING OFFICE	9/01/99	619			619	5 MO S/L	619	0
299	NETWORK WIRING	6/02/00	1,672			1,672	5 MO S/L	1,672	0
302	FIBEROPTIC STRANDS FROM AC TO V	1/01/00	3,556			3,556	5 MO S/L	3,556	0
305	LIBRARY BOOKS	1/01/00	54,272			54,272	15 MO S/L	52,463	1,809
306	ENERGY CONSERVATION PROJECT	4/25/00	404,906			404,906	39 MO S/L	147,081	10,383
307	DRIVEWAY LIGHTING	1/01/00	29,458			29,458	39 MO S/L	10,953	755
308	CEILING DRYWALL WORK	9/01/99	4,853			4,853	39 MO S/L	1,846	124
309	ASBESTOS REMOVAL	8/01/99	5,467			5,467	39 MO S/L	2,091	140
310	NEW COMPUTER ROOM FOR SERVER	6/30/00	2,474			2,474	39 MO S/L	888	64
315	CITRIX PRODUCTS & INSTALLATION	10/17/00	4,130			4,130	5 MO S/L	4,130	0
316	DTI INSTALLATION	12/05/00	2,800			2,800	5 MO S/L	2,800	0
331	GIGAMAX DATADROPS - PRIMETIME	12/21/00	4,703			4,703	5 MO S/L	4,703	0
335	LIGHT POLE	10/02/00	847			847	20 MO S/L	582	43
372	LIBRARY BOOKS	1/01/01	73,797			73,797	15 MO S/L	66,417	4,920
378	LIBRARY SHELVING	1/29/01	9,142			9,142	10 MO S/L	9,142	0
381	OFFICE MODULE - ROBERTS	9/11/00	1,444			1,444	10 MO S/L	1,444	0
382	TWO CURIO CABINETS	9/11/00	1,318			1,318	10 MO S/L	1,318	0
383	OFFICE EQUIPMENT - MIS OFFICE	10/02/00	2,290			2,290	10 MO S/L	2,290	0
384	OFFICE MODULE - REEDER	12/04/00	2,493			2,493	10 MO S/L	2,493	0
386	OAK FLOORING	2/09/01	2,971			2,971	10 MO S/L	2,971	0
389	SMART BOARD AND STAND	1/17/01	693			693	10 MO S/L	693	0
404	CABLES & FACE PLATE	1/22/02	948			948	5 MO S/L	948	0
405	DATA PORT DROPS - BUSINESS	2/15/02	1,803			1,803	5 MO S/L	1,803	0
415	GRAVEL PARKING LOT	3/20/02	3,799			3,799	15 MO S/L	3,103	253
421	SPACE SAVER SHELVES - REGISTRAR	9/24/01	8,079			8,079	7 MO S/L	8,079	0
422	FURNITURE - TILLET	4/09/02	1,800			1,800	7 MO S/L	1,800	0
423	CABINETS FOR CHEM LAB	3/18/02	1,203			1,203	7 MO S/L	1,203	0
428	PERIODICAL SHELVES - LIBRARY	10/03/01	841			841	7 MO S/L	841	0
429	MODULE FOR REF. LIBRARY	12/04/01	4,264			4,264	7 MO S/L	4,264	0
431	2 MICROSCOPES - LIB ARTS	9/12/01	5,800			5,800	5 MO S/L	5,800	0
432	IN FOCUS PROJECTOR - BUSINESS	9/10/01	1,445			1,445	7 MO S/L	1,445	0
433	SHELVING, CARELLS, CHAIRS - PRIMI	9/30/01	15,644			15,644	7 MO S/L	15,644	0

Federal Asset Report

Form 990, Page 1

Asset	Description	Date In Service	Cost	Bus %	Sec 179B	Basis for Depr	PerConv Meth	Prior	Current
434	BOOKCASE, SIDE CHAIR - PRIMETIME	4/22/02	1,467			1,467	7 MO S/L	1,467	0
435	TABLES & CHAIRS - ROOM 100	10/03/01	1,847			1,847	7 MO S/L	1,847	0
436	TABLES & CHAIRS - DEPT 999	11/02/01	988			988	7 MO S/L	988	0
437	STACKING CHAIRS - ROOM 204	2/11/02	997			997	7 MO S/L	997	0
438	LIGHT GRAY GRANITE FURNITURE - I	3/08/02	902			902	7 MO S/L	902	0
439	OFFICE FURNITURE - DEPT 999	4/09/02	2,632			2,632	7 MO S/L	2,632	0
440	OVERHEAD STORAGE - DEPT 999	5/06/02	633			633	7 MO S/L	633	0
441	2 IV PUMPS	6/25/02	2,040			2,040	5 MO S/L	2,040	0
442	LIBRARY BOOKS - 06/02	6/01/02	67,125			67,125	15 MO S/L	54,073	4,475
451	CABINETS FOR FAC WORKROOM	1/31/02	1,050			1,050	7 MO S/L	1,050	0
452	3 ACOUSTICAL PANELS - ADMISSION	11/18/02	758			758	5 MO S/L	758	0
453	PHONE SET & INSTALLATION - ADMIS	10/29/02	522			522	5 MO S/L	522	0
454	REFRIGERATOR	3/31/03	900			900	7 MO S/L	900	0
455	SHELVING-LIBRARY	4/28/03	6,245			6,245	7 MO S/L	6,245	0
456	SHELVING - LIBRARY	6/24/03	12,860			12,860	7 MO S/L	12,860	0
457	11 DESKS; 20 KEYBOARD SUPPORTS	9/04/02	5,399			5,399	5 MO S/L	5,399	0
458	LEICA MICROSCOPE DIGITAL CAMER	9/16/02	1,620			1,620	5 MO S/L	1,620	0
459	ACID CABINET	9/25/02	1,245			1,245	5 MO S/L	1,245	0
460	32 LAB CHAIRS	5/06/03	4,594			4,594	7 MO S/L	4,594	0
461	59 FORMICA TOP FOLDING TABLES	6/30/03	3,360			3,360	7 MO S/L	3,360	0
462	98 GREY CHAIRS	6/30/03	3,258			3,258	7 MO S/L	3,258	0
464	MICROTEK PROJECTOR - PRIMETIME	9/16/02	1,124			1,124	5 MO S/L	1,124	0
465	15 GRANITE TOP FOLDING TABLES	7/25/02	966			966	7 MO S/L	966	0
466	DESK & CREDENZA - ADMIN	7/25/02	1,357			1,357	7 MO S/L	1,357	0
467	30 GLOBAL STACKING CHAIRS - ROO	7/25/02	997			997	7 MO S/L	997	0
469	INFOCUS PROJECTOR & MOUNT	6/10/03	2,710			2,710	5 MO S/L	2,710	0
Mass Sale: 6/30/15									
471	ANALOG STATION & WIRING FOR FA2	4/22/03	2,264			2,264	5 MO S/L	2,264	0
475	INFOCUS LCD PROJECTOR	10/02/02	3,275			3,275	5 MO S/L	3,275	0
Mass Sale: 6/30/15									
477	INFOCUS PROJECTOR & MOUNT	4/11/03	2,885			2,885	5 MO S/L	2,885	0
Mass Sale: 6/30/15									
483	COMPUTER CABLING - NEW CLASSRO	1/09/03	1,013			1,013	5 MO S/L	1,013	0
484	REBUILD MAIN WATERLINE	2/19/03	1,441			1,441	15 MO S/L	1,089	96
485	ELECTRICAL SWITCH GEAR BOX & W	4/02/03	40,181			40,181	15 MO S/L	30,135	2,679
486	STORAGE AREA CONSTRUCTION - AD	4/02/03	770			770	15 MO S/L	577	52
490	VITAL SIGNS VIDEO - ASN	10/29/02	1,242			1,242	3 MO S/L	1,242	0
491	LIBRARY BOOKS	6/01/03	69,445			69,445	15 MO S/L	51,312	4,630
496	Skylights	11/17/03	18,840			18,840	5 MO S/L	18,840	0
498	Telephone Lines & Wiring - Library	10/21/03	6,170			6,170	5 MO S/L	6,170	0
499	TrenchWork - Library	7/18/03	10,251			10,251	15 MO S/L	7,460	683
500	Phase I - Library	9/08/03	55,963			55,963	40 MO S/L	15,157	1,399
501	Wiring - Library	8/21/03	6,370			6,370	15 MO S/L	4,601	424
502	Buildout Construction - P/T	1/16/04	8,658			8,658	40 MO S/L	2,255	216
520	3 Com 48 port switch	6/21/04	874			874	5 MO S/L	874	0
Mass Sale: 6/30/15									
543	Library Books	6/01/04	76,700			76,700	15 MO S/L	51,559	5,114
544	2 Lateral File Cabinets - Admissions	11/07/03	1,093			1,093	7 MO S/L	1,093	0
546	Shelving Unit - F/A	4/21/04	652			652	5 MO S/L	652	0
548	Blinds - Room 217 & Office	9/16/03	508			508	7 MO S/L	508	0
552	White Boards; Projection Screen - L.A.	9/08/03	1,143			1,143	7 MO S/L	1,143	0
553	Flammables Cabinet - L.A.	9/08/03	755			755	7 MO S/L	755	0
555	File Cabinet - I.R.	7/29/03	564			564	7 MO S/L	564	0
556	Office Furniture - I.R.	1/06/04	769			769	7 MO S/L	769	0
557	Fellowes Shredder - I.R.	4/02/04	741			741	7 MO S/L	741	0
558	Bookcases & Chair - P.T.	10/31/03	625			625	7 MO S/L	625	0
559	Tables - I.R. Office	8/22/03	656			656	7 MO S/L	656	0
560	Microphones, Cassette Deck	12/15/03	738			738	7 MO S/L	738	0
561	Carpeting - I.R. Offices	8/21/03	1,104			1,104	7 MO S/L	1,104	0
563	Carpeting - Room 200	8/21/03	1,404			1,404	7 MO S/L	1,404	0
564	Carpeting - Room 203	9/11/03	1,454			1,454	7 MO S/L	1,454	0
565	Carpeting - Registrar Office	11/04/03	1,419			1,419	7 MO S/L	1,419	0
566	Telephones - AC Center	2/03/04	1,236			1,236	7 MO S/L	1,236	0
567	Projection Screen	8/21/03	799			799	7 MO S/L	799	0
572	SCOREBOARD RELOCATION-SOFTBA	3/14/05	3,774			3,774	5 MO S/L	3,774	0
573	REPLACE SEWER PUMP - BALLFIELD	10/26/04	4,415			4,415	10 MO S/L	4,267	148
587	INFOCUS PROJECTOR	8/26/04	1,885			1,885	5 MO S/L	1,885	0
Mass Sale: 6/30/15									
588	INSTALLATION NEW DATA DROPS	10/18/04	1,219			1,219	5 MO S/L	1,219	0
614	1 NETWORK SWITCH; 48 PORT SWITC	9/09/04	873			873	5 MO S/L	873	0
Mass Sale: 6/30/15									

Federal Asset Report

Form 990, Page 1

Asset	Description	Date In Service	Cost	Bus %	Sec 179	Bonus	Basis for Depr	PerConv Meth	Prior	Current
615	DATA CABLING - NEW LIBRARY	9/28/04	5,250				5,250	5 MO S/L	5,250	0
616	INFOCUS LP640 PROJECTOR 1 of 2	8/26/04	1,878				1,878	5 MO S/L	1,878	0
	Mass Sale: 6/30/15									
617	INFOCUS LP640 PROJECTOR 2 of 2	8/26/04	1,878				1,878	5 MO S/L	1,878	0
	Mass Sale: 6/30/15									
618	INFOCUS LP815 PROJECTOR 1 of 2	8/26/04	3,119				3,119	5 MO S/L	3,119	0
	Mass Sale: 6/30/15									
619	INFOCUS LP815 PROJECTOR 2 of 2	8/26/04	3,119				3,119	5 MO S/L	3,119	0
	Mass Sale: 6/30/15									
628	NETWORK CONNECTIONS; ELECTRIC	5/09/05	853				853	5 MO S/L	853	0
663	COMPUTER TABLES 1 of 15	8/26/04	272				272	7 MO S/L	272	0
664	COMPUTER TABLES 2 of 15	8/26/04	272				272	7 MO S/L	272	0
665	COMPUTER TABLES 3 of 15	8/26/04	272				272	7 MO S/L	272	0
666	COMPUTER TABLES 4 of 15	8/26/04	272				272	7 MO S/L	272	0
667	COMPUTER TABLES 5 of 15	8/26/04	272				272	7 MO S/L	272	0
668	COMPUTER TABLES 6 of 15	8/26/04	272				272	7 MO S/L	272	0
669	COMPUTER TABLES 7 of 15	8/26/04	272				272	7 MO S/L	272	0
670	COMPUTER TABLES 8 of 15	8/26/04	272				272	7 MO S/L	272	0
671	COMPUTER TABLES 9 of 15	8/26/04	272				272	7 MO S/L	272	0
672	COMPUTER TABLES 10 of 15	8/26/04	272				272	7 MO S/L	272	0
673	COMPUTER TABLES 11 of 15	8/26/04	272				272	7 MO S/L	272	0
674	COMPUTER TABLES 12 of 15	8/26/04	272				272	7 MO S/L	272	0
675	COMPUTER TABLES 13 of 15	8/26/04	272				272	7 MO S/L	272	0
676	COMPUTER TABLES 14 of 15	8/26/04	272				272	7 MO S/L	272	0
677	COMPUTER TABLES 15 of 15	8/26/04	272				272	7 MO S/L	272	0
678	BLINDS	10/06/04	635				635	7 MO S/L	635	0
679	FURNITURE - NEW LIBRARY	10/06/04	1,195				1,195	7 MO S/L	1,195	0
680	PHONES & INSTALLATION	2/07/05	948				948	7 MO S/L	948	0
681	FURNITURE - CARRIAGE HOUSE	7/23/04	2,100				2,100	7 MO S/L	2,100	0
682	1 MONITOR; 1 STEREO MONITOR	11/29/04	643				643	7 MO S/L	643	0
683	WHITE BOARD	5/09/05	510				510	7 MO S/L	510	0
684	OFFICE FURNITURE - BRIAN STOVER	11/08/04	1,549				1,549	5 MO S/L	1,549	0
685	EPSON PROJECTOR	5/13/05	764				764	5 MO S/L	764	0
	Mass Sale: 6/30/15									
686	MOBILE WHITE BOARDS 1 of 2	6/10/05	405				405	7 MO S/L	405	0
687	MOBILE WHITE BOARDS 2 of 2	6/10/05	405				405	7 MO S/L	405	0
688	DATACARD SP35 SYSTEM	8/26/04	3,654				3,654	5 MO S/L	3,654	0
690	COMPUTER CARTS 1 of 8	9/01/04	134				134	5 MO S/L	134	0
	Mass Sale: 6/30/15									
691	COMPUTER CARTS 2 of 8	9/01/04	134				134	5 MO S/L	134	0
	Mass Sale: 6/30/15									
692	COMPUTER CARTS 3 of 8	9/01/04	134				134	5 MO S/L	134	0
	Mass Sale: 6/30/15									
693	COMPUTER CARTS 4 of 8	9/01/04	134				134	5 MO S/L	134	0
	Mass Sale: 6/30/15									
694	COMPUTER CARTS 5 of 8	9/01/04	134				134	5 MO S/L	134	0
	Mass Sale: 6/30/15									
695	COMPUTER CARTS 6 of 8	9/01/04	134				134	5 MO S/L	134	0
	Mass Sale: 6/30/15									
696	COMPUTER CARTS 7 of 8	9/01/04	134				134	5 MO S/L	134	0
	Mass Sale: 6/30/15									
697	COMPUTER CARTS 8 of 8	9/01/04	134				134	5 MO S/L	134	0
	Mass Sale: 6/30/15									
698	OFFICE FURNITURE	9/09/04	1,128				1,128	7 MO S/L	1,128	0
699	FURNISHINGS - NEW LIBRARY	9/03/04	17,088				17,088	7 MO S/L	17,088	0
700	CARPETING - NEW LIBRARY	9/03/04	38,056				38,056	7 MO S/L	38,056	0
701	STATIONARY LIBRARY SHELVING	10/06/04	6,476				6,476	7 MO S/L	6,476	0
702	CD PROJECTOR - CABLING & WIRING	10/26/04	595				595	5 MO S/L	595	0
703	FURNITURE - NEW LIBRARY	10/26/04	912				912	7 MO S/L	912	0
705	CUBICLES - NURSING	8/09/04	1,401				1,401	7 MO S/L	1,401	0
706	4 X 12 WHITE BOARDS 1 of 4	8/09/04	434				434	7 MO S/L	434	0
707	4 X 12 WHITE BOARDS 2 of 4	8/09/04	434				434	7 MO S/L	434	0
708	4 X 12 WHITE BOARDS 3 of 4	8/09/04	434				434	7 MO S/L	434	0
709	4 X 12 WHITE BOARDS 4 of 4	8/09/04	434				434	7 MO S/L	434	0
710	8 X 8 ELECTROL SCREENS 1 of 2	8/09/04	751				751	7 MO S/L	751	0
711	8 X 8 ELECTROL SCREENS 2 of 2	8/09/04	751				751	7 MO S/L	751	0
712	FOLDING TABLES, STACK CHAIRS, FII	8/26/04	11,232				11,232	7 MO S/L	11,232	0
713	OVERHEAD PROJECTOR W/ C 1 of 2	9/09/04	406				406	5 MO S/L	406	0
714	OVERHEAD PROJECTORS W/ C 2 of 2	9/09/04	406				406	5 MO S/L	406	0
715	4- CUBICLE CURTAINS - NURSING	6/07/05	925				925	7 MO S/L	925	0
716	DESK AND CHAIR - NURSING 1 of 9	6/07/05	317				317	7 MO S/L	317	0

Asset	Description	Date In Service	Cost	Bus %	Sec 179	Basis for Depr	PerConv Meth	Prior	Current
717	DESK AND CHAIR - NURSING 2 of 9	6/07/05	317			317	7 MO S/L	317	0
718	DESK AND CHAIR - NURSING 3 of 9	6/07/05	317			317	7 MO S/L	317	0
719	DESK AND CHAIR - NURSING 4 of 9	6/07/05	317			317	7 MO S/L	317	0
720	DESK AND CHAIR - NURSING 5 of 9	6/07/05	317			317	7 MO S/L	317	0
721	DESK AND CHAIR - NURSING 6 of 9	6/07/05	317			317	7 MO S/L	317	0
722	DESK AND CHAIR - NURSING 7 of 9	6/07/05	317			317	7 MO S/L	317	0
723	DESK AND CHAIR - NURSING 8 of 9	6/07/05	317			317	7 MO S/L	317	0
724	DESK AND CHAIR - NURSING 9 of 9	6/07/05	317			317	7 MO S/L	317	0
725	CERVICAL DILATION SIMULATOR - N	6/10/05	615			615	5 MO S/L	615	0
726	NURSING SKILLS LAB EQUIPMENT	6/30/05	2,961			2,961	5 MO S/L	2,961	0
727	TELEPHONE LINES - BELLSOUTH	9/09/04	9,046			9,046	10 MO S/L	8,895	151
729	NEW LIBRARY - HARVEST CONST	9/29/04	266,704			266,704	40 MO S/L	65,009	6,668
730	BUILDOUT FOR CLASSROOMS - OLD I	9/09/04	9,982			9,982	40 MO S/L	2,454	249
731	LIBRARY HVAC UNITS	2/28/05	12,292			12,292	15 MO S/L	7,648	820
732	LIBRARY HVAC UNITS	5/09/05	1,500			1,500	15 MO S/L	916	100
733	MODULAR OFFICE RENOVATION - HA	6/20/05	34,009			34,009	40 MO S/L	7,652	850
734	PRIMETIME - CLASSROOM BUILDOUT	9/03/04	5,256			5,256	40 MO S/L	1,292	132
735	2 - QUAD OUTLETS IN CEILING - NURS	10/18/04	2,080			2,080	15 MO S/L	1,340	139
736	LIBRARY BOOKS	6/30/05	83,085			83,085	15 MO S/L	49,851	5,539
739	Phones - St. Joe's Bldg	8/17/05	1,951			1,951	5 MO S/L	1,951	0
740	3 Microscope Objectives	2/24/06	755			755	5 MO S/L	755	0
742	Panelw half markerboard	12/13/05	515			515	5 MO S/L	515	0
743	Panelw half markerboard	1/10/06	515			515	5 MO S/L	515	0
744	Rugs - Dept 270	6/13/06	560			560	7 MO S/L	560	0
745	Carpeting - Room 217	3/22/06	3,292			3,292	7 MO S/L	3,292	0
746	Office Furniture - St. Joe's Bldg	10/18/05	5,895			5,895	7 MO S/L	5,895	0
747	Office Furniture - Bennett & Ballou	10/18/05	1,499			1,499	7 MO S/L	1,499	0
748	Office Furniture - Student Affairs	10/18/05	970			970	7 MO S/L	970	0
749	Office Furniture - ASN	10/18/05	1,340			1,340	7 MO S/L	1,340	0
750	Book Drop - Library	11/04/05	2,571			2,571	5 MO S/L	2,571	0
751	Loveseats, Chairs - Library	10/18/05	1,690			1,690	7 MO S/L	1,690	0
753	6 - Cubicle panels	8/08/05	1,679			1,679	7 MO S/L	1,679	0
754	Carpeting - St. Josephs	9/01/05	2,811			2,811	7 MO S/L	2,811	0
755	2-Alaris Infusion Pumps - Nursing	9/01/05	5,886			5,886	5 MO S/L	5,886	0
756	Projection & Sound System - Breen Hall	1/10/06	8,913			8,913	5 MO S/L	8,913	0
757	3 - Oximeters - Nursing	1/13/06	795			795	5 MO S/L	795	0
758	8 - Videos Neuro Assesment - Nursing	1/27/06	894			894	5 MO S/L	894	0
759	Demo Dose Coumadin / Ampule - Nursing	2/09/06	502			502	5 MO S/L	502	0
761	Amplifier Sys., Cath. Simulator Train Station	3/13/06	9,738			9,738	5 MO S/L	9,738	0
762	2-Storage Cabinets - Nursing	3/23/06	561			561	5 MO S/L	561	0
763	Folding Transfer Stretcher - Nursing	4/03/06	1,415			1,415	5 MO S/L	1,415	0
764	Ethical Issue in Nurs. Series Media	4/25/06	3,273			3,273	5 MO S/L	3,273	0
765	Sound Work & Mount Projectors - RM102&103	4/25/06	12,368			12,368	5 MO S/L	12,368	0
766	Medical Equipment - Skills Lab	5/08/06	20,630			20,630	5 MO S/L	20,630	0
767	2-Spot Vital Monitors & Stands - Nursing	6/21/06	5,847			5,847	5 MO S/L	5,847	0
768	4-IR50 Broadcast System for 65 students - Nu	6/21/06	4,792			4,792	5 MO S/L	4,792	0
769	Office Furniture - Watlington, Adams	3/23/06	3,807			3,807	7 MO S/L	3,807	0
770	Library Books 6/30/06	6/30/06	45,897			45,897	15 MO S/L	24,478	3,060
771	80' Gravel Guard w Mastic Roofing	12/27/05	768			768	15 MO S/L	435	51
772	Alarm - St. Joe's Bldg	12/31/05	1,754			1,754	5 MO S/L	1,754	0
773	HVAC - Library	11/23/05	16,672			16,672	15 MO S/L	9,540	1,112
774	Replace Parts of Alarm System	7/19/05	858			858	5 MO S/L	858	0
775	Modular Office Relocation - St. Joe's	7/25/05	62,323			62,323	39 MO S/L	14,249	1,598
776	Locksmith Service - St. Joe's	9/19/05	993			993	5 MO S/L	993	0
777	Network & Phone wiring - St. Joe's	11/04/05	3,256			3,256	5 MO S/L	3,256	0
778	HVAC - Chapel	4/25/06	5,485			5,485	15 MO S/L	2,986	366
779	Expansion Valve Board - Chiller	6/30/06	1,867			1,867	15 MO S/L	996	124
780	Sewer Pump - Softball Field	3/13/06	3,595			3,595	15 MO S/L	1,997	240
786	Infocus LP640 Projector	10/18/05	1,663			1,663	5 MO S/L	1,663	0
Mass Sale: 6/30/15									
789	Printer & Cable - BSN	7/31/05	828			828	5 MO S/L	828	0
791	LCD Monitor - Rm 102&103	4/25/06	909			909	5 MO S/L	909	0
794	LIBRARY BOOKS	6/30/07	56,675			56,675	15 MO S/L	26,448	3,778
805	HP5250TN LASERJET	6/30/07	1,436			1,436	5 MO S/L	1,436	0
806	3 COM 4200 SWITCH-ADMISSIONS	6/04/07	718			718	5 MO S/L	718	0
809	COMCASH SOFTWARE & SUPPORT UF	7/28/06	1,208			1,208	3 MO S/L	1,208	0
812	3-LIC20-CM USER SITE LICENSE-ASN	9/20/06	525			525	3 MO S/L	525	0
814	LCS 2416R WHITEBOARD W/ MAPRAII	9/20/06	558			558	5 MO S/L	558	0
815	TRI-COLOR, DOUBLE LINE ELECTRON	8/14/06	870			870	7 MO S/L	870	0
816	4-STOOLS-LIBRARY	1/29/07	569			569	7 MO S/L	569	0
817	6 FOLDING TABLES-ROOMS 102,103	9/20/06	556			556	7 MO S/L	556	0

Asset	Description	Date In Service	Cost	Bus %	Sec 179B	Basis for Depr	PerConv Meth	Prior	Current
818	12 GLOBAL CHAIRS	9/20/06	720			720	7 MO S/L	720	0
819	GFI-GFX SNAP PANEL SYSTEM - ASN	1/09/07	3,175			3,175	7 MO S/L	3,175	0
820	CREDENZA, KEYBOARD PLATFORMS	2/26/07	1,059			1,059	7 MO S/L	1,059	0
821	6 TRAINING TABLES-DEPT 999	10/03/06	1,285			1,285	7 MO S/L	1,285	0
822	NEW CARPET- ADMISSIONS	4/12/07	600			600	7 MO S/L	600	0
823	3 CUBICLES - ADMISSIONS	6/08/07	8,442			8,442	7 MO S/L	8,442	0
	Mass Sale: 6/30/15								
824	CHILLER EXPANSION VALVE	7/14/06	1,790			1,790	7 MO S/L	1,790	0
825	NEW MOTOR FOR CONDENSER	7/25/06	880			880	7 MO S/L	880	0
826	80T CHILLER	11/20/06	37,932			37,932	15 MO S/L	19,177	2,529
827	HVAC GASPAC HEAT/AIR UNIT	2/26/07	5,490			5,490	15 MO S/L	2,684	366
828	NEW GAS LINE PROJECT	1/12/07	900			900	7 MO S/L	900	0
829	DRYWALL - OLD LIBRARY AREA	8/18/06	2,013			2,013	15 MO S/L	1,051	134
830	GAS LINE REPLACEMENT	11/28/06	6,848			6,848	15 MO S/L	3,462	457
831	RELOCATE PHONE EXTENTION-ADMI	6/04/07	1,774			1,774	7 MO S/L	1,774	0
832	REPLACE PIPING-OLD WING	6/26/07	26,688			26,688	15 MO S/L	12,454	1,780
833	2 NEW FRONT DOORS-MAIN BLDG	6/29/07	2,184			2,184	15 MO S/L	1,019	146
834	REPLACE VALVES & COPPER LINE TC	6/08/07	1,313			1,313	15 MO S/L	620	87
835	RESURFACE AC TENNIS COURTS	11/06/07	10,540			10,540	15 MO S/L	4,684	703
836	COMPRESSOR & COIL	9/13/07	2,319			2,319	15 MO S/L	1,057	154
837	EVAPORATOR CORD CARRIAGE HOU	10/10/07	2,075			2,075	15 MO S/L	934	138
838	REROOF CARRIAGE HOUSE	4/21/08	15,092			15,092	15 MO S/L	6,205	1,006
839	BUILDOUT IN OLD LIBRARY & CUBIC	4/22/08	11,128			11,128	15 MO S/L	4,575	742
844	2-CISCO SMARNET & ROUTERS	6/09/08	3,240			3,240	5 MO S/L	3,240	0
845	AUDIO VISUAL EQUIPMENT FOR NUR	6/09/08	8,967			8,967	5 MO S/L	8,967	0
846	LIBRARY BOOKS	6/30/08	53,893			53,893	15 MO S/L	21,557	3,593
847	CAMS ENTERPRISE	6/30/08	39,500			39,500	3 MO S/L	39,500	0
848	DOOR OPENING IN VAULT INSTALL	12/29/08	5,009			5,009	15 MO S/L	1,837	334
849	REROOF AC LIBRARY	6/30/09	84,075			84,075	15 MO S/L	28,025	5,605
850	ELECTRICAL WORK FOR CARRIAGE H	9/18/08	2,070			2,070	7 MO S/L	1,700	296
852	BUILDING OF OFFICES IN LIBRARY	6/30/09	10,298			10,298	15 MO S/L	3,433	686
855	INSIGHT SELF SCORE SCANNER	8/14/08	2,885			2,885	5 MO S/L	2,885	0
856	2 LATTITUDE LAPTOPS D830	10/15/08	3,249			3,249	15 MO S/L	1,245	217
857	3 DELL LATTITUDE LAPTOPS	3/15/09	2,835			2,835	5 MO S/L	2,835	0
858	3 SCULPTURED BENCHES	11/25/08	2,010			2,010	7 MO S/L	1,603	287
859	NEW SHELVES	12/22/08	2,592			2,592	7 MO S/L	2,037	370
860	RICOH MPC 5000 COPIER	12/30/08	7,000			7,000	5 MO S/L	7,000	0
861	LIBRARY BOOKS	6/30/09	20,137			20,137	15 MO S/L	6,712	1,343
862	CAMS	6/30/09	74,254			74,254	5 MO S/L	74,254	0
863	LIBRARY BOOKS	6/30/10	4,978			4,978	15 MO S/L	1,328	331
864	Gravel Parking Lot- Large Field	2/22/10	7,198			7,198	15 MO S/L	2,080	479
865	Gravel Parking Lot- Student Parking Lot	3/17/10	6,555			6,555	15 MO S/L	1,857	437
866	New Offices - Old Library	8/03/09	12,497			12,497	15 MO S/L	4,096	833
867	Roof - Aquinas Library	9/08/09	44,641			44,641	15 MO S/L	14,384	2,976
868	Door & Frame - Sr. Teresa Benedicta	2/09/10	2,212			2,212	7 MO S/L	1,396	316
869	Spacemaker Storage Building	4/01/10	3,900			3,900	15 MO S/L	1,105	260
870	Main Chill Water Line Section	10/12/09	3,687			3,687	15 MO S/L	1,168	245
871	Fan Coil - Debbie Bennett's Old Office	11/10/09	4,000			4,000	15 MO S/L	1,244	267
872	Back Flow Regulator for Broiler	1/04/10	2,700			2,700	15 MO S/L	810	180
873	Alarm Control Panel & Keypads	6/21/10	2,292			2,292	15 MO S/L	611	153
874	Fan Coil - AC Faculty Lounge	6/30/10	4,250			4,250	15 MO S/L	1,133	284
875	CAMS UPGRADE	5/17/10	25,000			25,000	10 MO S/L	10,208	2,500
877	31 Dell Optiplex 760 Computers	7/21/09	21,545			21,545	5 MO S/L	21,186	359
	Mass Sale: 6/30/15								
878	4 Epson 410W Bundle projector w/ wall mount	4/01/10	4,371			4,371	5 MO S/L	3,715	656
879	Apple Macbooks & Apple Macbook Air Catech	3/04/10	1,613			1,613	5 MO S/L	1,398	215
880	4 Dell Optiplex 780 Computers for 2nd floor	4/19/10	3,000			3,000	5 MO S/L	2,500	500
	Mass Sale: 6/30/15								
881	11 Dell Optiplex 780 Computers	6/30/10	8,250			8,250	5 MO S/L	6,600	1,650
	Mass Sale: 6/30/15								
882	5 Dell Optiplex 780 Computers	6/30/10	3,750			3,750	5 MO S/L	3,000	750
	Mass Sale: 6/30/15								
883	Office Pro Plus 2010 w 77 licenses	6/30/10	4,342			4,342	3 MO S/L	4,342	0
884	3 Dell Optiplex 780 Computers	6/14/10	2,328			2,328	5 MO S/L	1,901	427
	Mass Sale: 6/30/15								
885	5 Phone Sets for New Offices in Library	7/27/09	593			593	5 MO S/L	583	10
886	Carpet - New Offices Library	8/17/09	3,456			3,456	7 MO S/L	2,386	494
887	3 Wall Cabinets; 3 AED Plus	4/26/10	5,730			5,730	7 MO S/L	3,411	818
888	Saint Dominic Statue	5/13/10	5,000			5,000	15 MO S/L	1,389	333
889	Carpet - Computer Rooms	6/08/10	2,585			2,585	7 MO S/L	1,508	369
890	Channel IV pump for Skills Lab	6/30/10	6,926			6,926	5 MO S/L	5,541	1,385

Asset	Description	Date In Service	Cost	Bus %	Sec 179B	Basis for Depr	PerConv Meth	Prior	Current
891	Extend Student Gravel Parking Lot	12/14/10	7,120			7,120	15 MO S/L	1,701	475
892	VP ACADEMIC AFFAIRS - OFFICE REN	8/30/10	9,448			9,448	15 MO S/L	2,415	629
893	ST. MARTIN'S PORTABLE BUILDING	10/10/10	360,614			360,614	15 MO S/L	90,154	24,041
894	WRITE REASON CENTER	4/11/11	4,707			4,707	15 MO S/L	1,020	314
895	HVAC UNIT ON CARRIAGE HOUSE	3/09/11	5,700			5,700	15 MO S/L	1,267	380
896	REPLACE UPSTAIRS UNIT IN LITTLE V	3/21/11	4,995			4,995	15 MO S/L	1,082	333
897	TOILET, RE-TILE, INSTALL CLASS 5 W	4/11/11	3,663			3,663	15 MO S/L	794	244
898	(15) ZEISS MICROSCOPES	9/30/10	25,500			25,500	5 MO S/L	19,125	5,100
899	NURSING COLLECTION - E-BOOKS; SE	6/13/11	5,000			5,000	5 MO S/L	3,083	1,000
900	2ND INSTALLMENT FOR LIBRARY SOI	8/23/10	63,910			63,910	5 MO S/L	48,998	12,782
901	SMART RESPONSE PE SYSTEM, 2 SMA	6/30/11	3,816			3,816	5 MO S/L	2,290	763
902	(34) OPTIPLEX 780 DESKTOP COMPUT	7/20/10	25,500			25,500	5 MO S/L	19,975	5,100
	Mass Sale: 6/30/15								
903	(8) OPTIPLEX 790 DESKTOP COMPUTE	6/30/11	6,416			6,416	5 MO S/L	3,850	1,283
904	(3) VOSTRO 320 DESKTOP COMPUTER	4/01/11	2,505			2,505	5 MO S/L	1,628	501
905	LEARNING MANAGEMENT PLATFORM	2/23/11	4,000			4,000	5 MO S/L	2,667	800
906	(3) FOUR DRAWER LATERAL FILE CAI	8/02/10	2,771			2,771	7 MO S/L	1,550	396
907	(6) OFFICE CHAIRS & (2) LEATHER CH	8/27/10	2,248			2,248	7 MO S/L	1,231	321
908	(2) DARK CHERRY BOOKCASES	9/01/10	2,017			2,017	7 MO S/L	1,105	288
909	AUDIO VISUAL PRESENTATION INSTA	9/27/10	8,566			8,566	5 MO S/L	6,424	1,713
910	OFFICE FURNITURE FOR DIR. OF SEC.	7/12/10	2,675			2,675	7 MO S/L	1,529	382
911	CUSTOM FRAMING -JESUS ON THE CR	9/13/10	3,311			3,311	7 MO S/L	1,813	473
912	ON COUNTER BOOKCHECK - LIBRAR'	11/02/10	3,378			3,378	7 MO S/L	1,769	483
913	LIBRARY BOOKS	6/30/12	11,005			11,005	15 MO S/L	1,467	734
914	REINSTALL UNDERGROUND ROOF DR	6/14/12	7,237			7,237	15 MO S/L	1,005	483
916	REPLACE FAN FOIL - UPSTAIRS OFFIC	6/07/12	3,560			3,560	15 MO S/L	494	238
917	REPLACE COMPRESSOR ON BACKUP	3/06/12	15,400			15,400	15 MO S/L	2,396	1,026
918	NEW BOILER	1/17/12	35,100			35,100	15 MO S/L	5,655	2,340
919	MULTI-MEDIA LEARNING LAB RENOV	3/06/12	13,808			13,808	15 MO S/L	2,148	921
920	21-DELL OPTIPLEX 790'S	11/07/11	16,842			16,842	5 MO S/L	8,983	3,368
921	21-OFFICE PRO PLUS LICENSES	11/07/11	1,176			1,176	3 MO S/L	1,045	131
922	RICHOH AFICIO PRINTER	10/17/11	292			292	5 MO S/L	156	58
923	1-HP 1810G-24 SWITCH	12/07/11	301			301	5 MO S/L	156	60
924	4-SURGE PROTECTORS	1/10/12	80			80	5 MO S/L	40	16
925	1-SMART BOARD W SMART DOC CAM	1/11/12	4,783			4,783	5 MO S/L	2,392	956
926	MOVE SMART BOARD UP ON WALL	1/24/12	288			288	5 MO S/L	139	58
927	SMART PROJECTION AUDIO SYSTEM	1/31/12	295			295	5 MO S/L	143	59
928	21-CYBER ACOUSTIC SILVER HEADSE	2/07/12	271			271	5 MO S/L	131	54
929	SMART BOARD ACCESSORIES	2/17/12	280			280	5 MO S/L	131	56
930	5-RF HID RECEIVERS; 400 NXT RESPO	6/29/12	18,640			18,640	5 MO S/L	7,456	3,728
931	VIDEO TO DVD CONVERSION	6/15/12	259			259	5 MO S/L	108	52
932	DELL XPS 14z Laptop	5/14/12	1,593			1,593	5 MO S/L	691	318
933	21-OPTIPLEX 790 COMPUTERS	9/08/11	16,842			16,842	5 MO S/L	9,544	3,368
934	7-HP 1810G-24 SWITCHES	1/03/12	2,107			2,107	5 MO S/L	1,054	421
935	OFFICE FURNITURE - MULTI-MEDIA I	4/14/12	9,275			9,275	7 MO S/L	2,981	1,325
938	ID MACHINE	6/29/12	5,917			5,917	7 MO S/L	1,691	845
939	NEW ICE MACHINE AND BIN	11/28/11	2,931			2,931	7 MO S/L	1,082	418
941	COMPOSITE REPLACEMENT PROJECT	9/26/11	7,999			7,999	7 MO S/L	3,143	1,142
942	LIBRARY BOOKS	1/07/13	3,135			3,135	15 MO S/L	313	209
943	REPLACE SECTION OF SIDEWALK TO	12/03/12	2,500			2,500	15 MO S/L	264	167
944	LIGHTING FOR HARDING ROAD SIGN	12/07/12	3,194			3,194	15 MO S/L	337	213
945	REPLACE HAIL DAMAGED COILS & H	12/04/12	21,333			21,333	39 MO S/L	866	547
946	REPLACE FAN COIL - Br. Ignatius Office	8/08/12	4,595			4,595	39 MO S/L	226	118
947	REPLACE HEAT EXCHANGER - LIBRA	4/08/13	4,975			4,975	39 MO S/L	159	128
948	VIDEO CAMERA - SPANISH CFP	10/15/12	2,045			2,045	5 MO S/L	716	409
949	NURSING INSTRUCTIONAL EQUIPMEI	8/17/12	4,826			4,826	5 MO S/L	1,770	965
950	SENTINEL SUCTION UNIT, BLACK INJ	8/23/12	1,316			1,316	5 MO S/L	482	264
951	PROPAQ 202 MONITOR EKG 8 CPU BR.	8/23/12	30,665			30,665	5 MO S/L	11,244	6,133
952	10 DIAGNOSTIC SETS	5/08/13	5,680			5,680	5 MO S/L	1,325	1,136
953	17 OPTIPLEX 790	8/17/12	14,553			14,553	5 MO S/L	5,336	2,911
954	22 DESKS, OAK CHAIRS, DRAWER CHI	6/24/13	18,011			18,011	7 MO S/L	2,573	2,573
955	REPLACE CARPET - ROOM 100	4/02/13	3,000			3,000	7 MO S/L	536	428
956	REPLACE CARPET - NURSING OFFICE	7/24/12	2,300			2,300	7 MO S/L	630	328
957	ONLINE CATECHETICS VIDEO PROJE	7/01/12	34,414			34,414	5 MO S/L	13,766	6,882
958	FURNITURE FOR RESIDENCE HALL (S	7/01/12	24,192			24,192	7 MO S/L	6,912	3,456
959	RESIDENCE HALL IMPROVEMENTS (S	7/01/12	45,000			45,000	39 MO S/L	2,308	1,154
960	ONLINE CATECHETICS VIDEO PROJE	5/31/13	30,325			30,325	5 MO S/L	6,570	6,065
961	FILL DIRT IMPROVEMENT	6/30/13	208,334			208,334	15 -- Land	0	0
962	LIBRARY BOOKS	8/27/13	2,056			2,056	15 MO S/L	114	137
963	REPLACE MAIN HVAC CIRC. PUMP	3/20/14	2,375			2,375	39 MO S/L	15	61
964	INSTALL BATHROOM IN CARRIAGE H	11/19/13	8,981			8,981	39 MO S/L	134	231

Federal Asset Report

Form 990, Page 1

Asset	Description	Date In Service	Cost	Bus %	Sec 179	Basis for Depr	PerConv Meth	Prior	Current
965	2 VENTILATORS-WOMEN'S BATHROO	11/19/13	2,865			2,865	39 MO S/L	43	73
966	100 MS OFFICE LICENSES	8/05/13	5,700			5,700	3 MO S/L	1,742	1,900
967	3 DELL OPTIPLEX 7010 DESKTOPS	8/05/13	2,317			2,317	5 MO S/L	425	463
968	29 DELL OPTIPLEX 7010 DESKTOPS	8/05/13	22,399			22,399	5 MO S/L	4,106	4,480
969	MERAKI ACCESS POINT; 2 ANTENNAS	3/20/14	2,155			2,155	5 MO S/L	108	431
970	8 HOUSE LIFE BANNERS	7/17/13	2,709			2,709	10 MO S/L	248	271
971	13 COLLEGE CIRCLE/BUILDING BANN	9/04/13	2,907			2,907	10 MO S/L	242	291
972	OUTDOOR TABLE/2 BENCHES FOR LIH	12/26/13	2,556			2,556	7 MO S/L	183	365
973	MARKETING VIDEO-CONV.& LECTUR	3/17/14	3,200			3,200	5 MO S/L	160	640
974	INSTALLATION-ATM BREEN HALL	6/16/14	4,181			4,181	10 MO S/L	0	418
975	Adoration Chapel Landscape & Irrigation Sys	10/29/14	24,136			24,136	15 MO S/L	0	1,073
976	AC Unit for MIS Room	1/08/15	4,170			4,170	39 MO S/L	0	53
977	HVAC Tecumseh Comp & Evap	2/11/15	5,254			5,254	39 MO S/L	0	56
978	Matrix Card Reader	5/15/15	2,425			2,425	15 MO S/L	0	27
997	Adoration Chapel	6/30/15	204,171			204,171	39 MO S/L	0	0
998	Dell-4 Latitude laptops, doc stations, 22in	11/14/14	5,670			5,670	5 MO S/L	0	756
999	Dell-3 Latitude laptops, doc stations, 22in	11/14/14	4,172			4,172	5 MO S/L	0	556
1000	Dell-2 Latitude laptops, doc stations, 22in	11/24/14	2,709			2,709	5 MO S/L	0	316
1001	Dell-12 Latitude laptops, doc stations, 22in	12/05/14	16,018			16,018	5 MO S/L	0	1,869
1002	Dell Power Edge R530 Server	2/23/15	5,371			5,371	5 MO S/L	0	358
1003	Computerland - 76 MS Office Pro Plus 2013	3/03/15	4,332			4,332	3 MO S/L	0	481
1004	Square Black Picnic Tables	7/15/14	2,656			2,656	7 MO S/L	0	379
1005	Chairs for Chapel/ Kneelers for St. Jude chap	8/04/14	22,620			22,620	7 MO S/L	0	2,962
1006	89 2-Shelf Carrels, LED tasklights & Cork Bo	2/02/15	27,883			27,883	7 MO S/L	0	1,660
1007	Seton Lodge Furninture	7/30/14	29,070			29,070	7 MO S/L	0	3,807
1008	Storage building and paint near volleyball ct	11/14/14	4,775			4,775	7 MO S/L	0	455
1009	Castello Center Sim Lab Equipment	5/01/15	69,846			69,846	7 MO S/L	0	1,663
Total Other Depreciation			<u>6,921,799</u>			<u>6,921,799</u>		<u>4,333,379</u>	<u>262,469</u>
Total ACRS and Other Depreciation			<u>6,921,799</u>			<u>6,921,799</u>		<u>4,333,379</u>	<u>262,469</u>
Grand Totals			6,921,799			6,921,799		4,333,379	262,469
Less: Dispositions and Transfers			199,209			199,209		161,119	11,926
Less: Start-up/Org Expense			<u>0</u>			<u>0</u>		<u>0</u>	<u>0</u>
Net Grand Totals			<u>6,722,590</u>			<u>6,722,590</u>		<u>4,172,260</u>	<u>250,543</u>

<u>Form</u>	<u>Unit</u>	<u>Asset</u>	<u>Description</u>	<u>Tax</u>	<u>AMT</u>	<u>AMT Adjustments/ Preferences</u>
There are no assets that meet the criteria of this report						

Asset	Description	Date In Service	Cost	Tax	AMT
Other Depreciation:					
1	BUILDING	9/01/61	250,000	0	0
2	LIBRARY,ASSEMBLY HALL,CHAPEL,OFFI	5/01/69	467,864	0	0
3	AQUINAS CENTER	5/01/76	500,000	0	0
4	PRESS BOX	3/01/87	40,000	0	0
5	FACULTY & ADMINISTRATIVE OFFICES	6/30/90	256,752	8,151	0
7	IMPROVEMENTS	1/01/85	21,845	694	0
8	IMPROVEMENTS	1/01/86	13,620	433	0
9	IMPROVEMENTS	1/01/87	6,498	207	0
10	IMPROVEMENTS	1/01/90	1,925	61	0
11	NURSING IMPROVEMENTS	1/01/88	21,507	683	0
12	ATHLETIC -FENCING	1/01/87	1,055	34	0
13	FLASHING	4/15/91	2,022	64	0
14	CHAPEL RENOVATION	6/30/91	33,892	1,076	0
15	IMPROVEMENTS	6/30/91	3,733	118	0
16	FAC LOUNGE RENOVATION	6/30/91	5,315	169	0
17	NURSING OFFICE RENOVATIONS	6/30/92	12,722	404	0
18	CHAPEL RENOVATIONS	6/30/92	5,618	178	0
19	DOOR TEP LIBRARY	1/21/94	3,897	100	0
20	LETTERING	3/15/94	543	14	0
21	FAUCET & SINK	4/21/94	1,091	28	0
22	SEWER PUMP REPAIR	2/03/95	5,214	0	0
24	COMPUTER LAB (CARELL)	8/31/96	40,239	1,463	0
51	NATIVITY SCENE	1/01/91	1,038	0	0
52	NATIVITY SCENE	1/01/91	1,043	0	0
57	CHAPEL FURNISHINGS	6/30/91	23,574	0	0
58	FAC LOUNGE-TABLE CHAIRS	6/30/91	4,852	0	0
60	FAC LOUNGE-WALL COVERING & DRAPES	6/30/91	609	0	0
68	CONFERENCE TABLE - 12 FT. WALNUT	6/26/92	1,046	0	0
70	NATIVITY SET - 3 KINGS	11/21/91	999	0	0
75	FOUR DRAWER BLACK FILING CABINET	2/16/93	414	0	0
76	CHECKING WOODWORK	4/30/93	658	0	0
77	CABINETS	2/28/93	735	0	0
83	FIRE PROOF FILE CABINET	9/17/93	709	0	0
84	BLINDS	9/27/93	839	0	0
99	STEP THREADS	8/13/93	1,410	0	0
101	TEP CABINETS	4/06/94	2,612	0	0
117	PODIUM	11/20/94	1,875	0	0
122	FILES & CABINET	7/07/94	892	0	0
133	SHELVES	8/01/94	3,087	0	0
138	NETWORK CABLING	9/16/94	22,048	0	0
139	FLOOR COVERING	7/31/94	1,261	0	0
140	LIGHTS & FIXTURES	10/18/94	2,998	0	0
141	EQUIPMENT	1/01/96	81,780	0	0
146	SECURITY SYSTEM	12/31/96	1,219	0	0
148	IMAGING SYSTEM	12/31/96	3,277	0	0
153	LIGHT FIXTURES	12/31/96	1,868	0	0
154	CEILING TILES & BLINDS	12/31/96	1,006	0	0
155	CHILLER	6/25/97	47,377	0	0
157	DISPLAY SHELVES	5/30/97	2,408	0	0
162	OVERHEAD EQUIPMENT	10/01/96	2,140	0	0
165	PAVING	9/01/69	25,000	0	0
166	TENNIS COURTS	7/01/71	35,000	0	0
167	ATHLETIC FIELD	7/01/73	22,397	0	0
168	BASEBALL FIELD	7/01/74	35,000	0	0
169	PAVING	5/01/76	90,000	0	0
170	NURSING PROGRAM RENOVATIONS	1/01/84	90,247	0	0
171	BOOKS	1/01/98	25,556	0	0
172	FILING CABINET	7/14/97	891	0	0
174	AC WORKSTATIONS	7/02/97	405	0	0
175	AC WORKSTATIONS	7/02/97	811	0	0
176	AC WORKSTATIONS	7/02/97	517	0	0
177	AC WORKSTATIONS	7/02/97	131	0	0
178	MARKER BOARDS	7/18/97	925	0	0
179	CREDIT CARD SCANNER	7/31/97	650	0	0
181	AC DESK CHAIRS	8/20/97	336	0	0
182	SCA CONFERENCE AND DESK CHAIRS	8/20/97	1,012	0	0
185	TV MOUNTS FOR MONITORS	9/16/97	319	0	0

Asset	Description	Date In Service	Cost	Tax	AMT
186	AC MOUNTS FOR MONITORS	9/16/97	290	0	0
230	AC TV MOUNTS FOR MONITORS	9/16/97	339	0	0
231	AC TV MOUNTS FOR MONITORS	9/16/97	295	0	0
252	ABESTOS ABATEMENT	4/14/98	1,262	0	0
253	TILE FOR WEST HALLWAY	4/14/98	592	0	0
255	Books	4/01/98	13,289	0	0
257	BUILDING IMPROVEMENTS	1/01/99	11,474	295	0
258	TENNIS COURTS	1/01/99	88,000	0	0
261	OFFICE FURNITURE	1/01/99	30,818	0	0
264	BOOKS	1/01/99	46,095	0	0
265	DRY ERASE BOARDS	8/01/99	886	0	0
266	CARPET-FACULTY OFFICE	8/01/99	1,430	0	0
267	NEW JACK INSTALLATION	10/01/99	2,175	0	0
268	SPRINT PHONE TRUNK MODULE	12/01/99	2,165	0	0
269	2 TON HEAT PUMP	2/14/00	1,064	0	0
270	5 NEW TELEPHONE INSTALLATIONS	4/25/00	1,259	0	0
275	30 FOLDING TABLES & 58 STACKING CHAIRS	5/04/00	4,582	0	0
276	9 TASK CHAIRS, 2 SETS OF SIDE CHAIRS	5/09/00	1,205	0	0
277	6 STORAGE CABINETS	5/30/00	1,432	0	0
278	COMPUTER CUBICLES FOR LIBRARY	6/02/00	14,281	0	0
279	WORK STATION MODULE FOR FACULTY (6/28/00	1,709	0	0
280	FIBER STATION MODULE	8/01/99	648	0	0
281	2 6' SCULPTURES & PORTABLE BENCH	11/01/99	890	0	0
282	FURNITURE-L. YARBROUGH OFFICE	1/01/00	3,031	0	0
284	HEAT & AIR UNIT FOR PRESS BOX	12/01/99	2,126	0	0
286	PRESS BOX IMPROVEMENTS	5/23/00	6,822	0	0
295	PATCH CABLES FOR NURSING OFFICE	9/01/99	619	0	0
299	NETWORK WIRING	6/02/00	1,672	0	0
302	FIBEROPTIC STRANDS FROM AC TO WHIT	1/01/00	3,556	0	0
305	LIBRARY BOOKS	1/01/00	54,272	0	0
306	ENERGY CONSERVATION PROJECT	4/25/00	404,906	10,382	0
307	DRIVEWAY LIGHTING	1/01/00	29,458	755	0
308	CEILING DRYWALL WORK	9/01/99	4,853	125	0
309	ASBESTOS REMOVAL	8/01/99	5,467	140	0
310	NEW COMPUTER ROOM FOR SERVER	6/30/00	2,474	63	0
315	CITRIX PRODUCTS & INSTALLATION	10/17/00	4,130	0	0
316	DTI INSTALLATION	12/05/00	2,800	0	0
331	GIGAMAX DATADROPS - PRIMETIME	12/21/00	4,703	0	0
335	LIGHT POLE	10/02/00	847	42	0
372	LIBRARY BOOKS	1/01/01	73,797	2,460	0
378	LIBRARY SHELVING	1/29/01	9,142	0	0
381	OFFICE MODULE - ROBERTS	9/11/00	1,444	0	0
382	TWO CURIO CABINETS	9/11/00	1,318	0	0
383	OFFICE EQUIPMENT - MIS OFFICE	10/02/00	2,290	0	0
384	OFFICE MODULE - REEDER	12/04/00	2,493	0	0
386	OAK FLOORING	2/09/01	2,971	0	0
389	SMART BOARD AND STAND	1/17/01	693	0	0
404	CABLES & FACE PLATE	1/22/02	948	0	0
405	DATA PORT DROPS - BUSINESS	2/15/02	1,803	0	0
415	GRAVEL PARKING LOT	3/20/02	3,799	253	0
421	SPACE SAVER SHELVES - REGISTRAR	9/24/01	8,079	0	0
422	FURNITURE - TILLET	4/09/02	1,800	0	0
423	CABINETS FOR CHEM LAB	3/18/02	1,203	0	0
428	PERIODICAL SHELVES - LIBRARY	10/03/01	841	0	0
429	MODULE FOR REF. LIBRARY	12/04/01	4,264	0	0
431	2 MICROSCOPES - LIB ARTS	9/12/01	5,800	0	0
432	IN FOCUS PROJECTOR - BUSINESS	9/10/01	1,445	0	0
433	SHELVING, CARELLS, CHAIRS - PRIMETIME	9/30/01	15,644	0	0
434	BOOKCASE, SIDE CHAIR - PRIMETIME	4/22/02	1,467	0	0
435	TABLES & CHAIRS - ROOM 100	10/03/01	1,847	0	0
436	TABLES & CHAIRS - DEPT 999	11/02/01	988	0	0
437	STACKING CHAIRS - ROOM 204	2/11/02	997	0	0
438	LIGHT GRAY GRANITE FURNITURE - ROO	3/08/02	902	0	0
439	OFFICE FURNITURE - DEPT 999	4/09/02	2,632	0	0
440	OVERHEAD STORAGE - DEPT 999	5/06/02	633	0	0
441	2 IV PUMPS	6/25/02	2,040	0	0
442	LIBRARY BOOKS - 06/02	6/01/02	67,125	4,475	0
451	CABINETS FOR FAC WORKROOM	1/31/02	1,050	0	0
452	3 ACOUSTICAL PANELS - ADMISSIONS	11/18/02	758	0	0
453	PHONE SET & INSTALLATION - ADMISSIONS	10/29/02	522	0	0
454	REFRIGERATOR	3/31/03	900	0	0

Asset	Description	Date In Service	Cost	Tax	AMT
455	SHELVING-LIBRARY	4/28/03	6,245	0	0
456	SHELVING - LIBRARY	6/24/03	12,860	0	0
457	11 DESKS; 20 KEYBOARD SUPPORTS	9/04/02	5,399	0	0
458	LEICA MICROSCOPE DIGITAL CAMERA	9/16/02	1,620	0	0
459	ACID CABINET	9/25/02	1,245	0	0
460	32 LAB CHAIRS	5/06/03	4,594	0	0
461	59 FORMICA TOP FOLDING TABLES	6/30/03	3,360	0	0
462	98 GREY CHAIRS	6/30/03	3,258	0	0
464	MICROTEK PROJECTOR - PRIMETIME	9/16/02	1,124	0	0
465	15 GRANITE TOP FOLDING TABLES	7/25/02	966	0	0
466	DESK & CREDENZA - ADMIN	7/25/02	1,357	0	0
467	30 GLOBAL STACKING CHAIRS - ROOM 200	7/25/02	997	0	0
471	ANALOG STATION & WIRING FOR FAX M/	4/22/03	2,264	0	0
483	COMPUTER CABLING - NEW CLASSROOMS	1/09/03	1,013	0	0
484	REBUILD MAIN WATERLINE	2/19/03	1,441	96	0
485	ELECTRICAL SWITCH GEAR BOX & WIRING	4/02/03	40,181	2,679	0
486	STORAGE AREA CONSTRUCTION - ADM	4/02/03	770	51	0
490	VITAL SIGNS VIDEO - ASN	10/29/02	1,242	0	0
491	LIBRARY BOOKS	6/01/03	69,445	4,629	0
496	Skylights	11/17/03	18,840	0	0
498	Telephone Lines & Wiring - Library	10/21/03	6,170	0	0
499	TrenchWork - Library	7/18/03	10,251	684	0
500	Phase I - Library	9/08/03	55,963	1,399	0
501	Wiring - Library	8/21/03	6,370	425	0
502	Buildout Construction - P/T	1/16/04	8,658	217	0
543	Library Books	6/01/04	76,700	5,113	0
544	2 Lateral File Cabinets - Admissions	11/07/03	1,093	0	0
546	Shelving Unit - F/A	4/21/04	652	0	0
548	Blinds - Room 217 & Office	9/16/03	508	0	0
552	White Boards; Projection Screen - L.A.	9/08/03	1,143	0	0
553	Flammables Cabinet - L.A.	9/08/03	755	0	0
555	File Cabinet - I.R.	7/29/03	564	0	0
556	Office Furniture - I.R.	1/06/04	769	0	0
557	Fellowes Shredder - I.R.	4/02/04	741	0	0
558	Bookcases & Chair - P.T.	10/31/03	625	0	0
559	Tables - I.R. Office	8/22/03	656	0	0
560	Microphones, Cassette Deck	12/15/03	738	0	0
561	Carpeting - I.R. Offices	8/21/03	1,104	0	0
563	Carpeting - Room 200	8/21/03	1,404	0	0
564	Carpeting - Room 203	9/11/03	1,454	0	0
565	Carpeting - Registrar Office	11/04/03	1,419	0	0
566	Telephones - AC Center	2/03/04	1,236	0	0
567	Projection Screen	8/21/03	799	0	0
572	SCOREBOARD RELOCATION-SOFTBALL F	3/14/05	3,774	0	0
573	REPLACE SEWER PUMP - BALLFIELD	10/26/04	4,415	0	0
588	INSTALLATION NEW DATA DROPS	10/18/04	1,219	0	0
615	DATA CABLING - NEW LIBRARY	9/28/04	5,250	0	0
628	NETWORK CONNECTIONS; ELECTRICAL U	5/09/05	853	0	0
663	COMPUTER TABLES 1 of 15	8/26/04	272	0	0
664	COMPUTER TABLES 2 of 15	8/26/04	272	0	0
665	COMPUTER TABLES 3 of 15	8/26/04	272	0	0
666	COMPUTER TABLES 4 of 15	8/26/04	272	0	0
667	COMPUTER TABLES 5 of 15	8/26/04	272	0	0
668	COMPUTER TABLES 6 of 15	8/26/04	272	0	0
669	COMPUTER TABLES 7 of 15	8/26/04	272	0	0
670	COMPUTER TABLES 8 of 15	8/26/04	272	0	0
671	COMPUTER TABLES 9 of 15	8/26/04	272	0	0
672	COMPUTER TABLES 10 of 15	8/26/04	272	0	0
673	COMPUTER TABLES 11 of 15	8/26/04	272	0	0
674	COMPUTER TABLES 12 of 15	8/26/04	272	0	0
675	COMPUTER TABLES 13 of 15	8/26/04	272	0	0
676	COMPUTER TABLES 14 of 15	8/26/04	272	0	0
677	COMPUTER TABLES 15 of 15	8/26/04	272	0	0
678	BLINDS	10/06/04	635	0	0
679	FURNITURE - NEW LIBRARY	10/06/04	1,195	0	0
680	PHONES & INSTALLATION	2/07/05	948	0	0
681	FURNITURE - CARRIAGE HOUSE	7/23/04	2,100	0	0
682	1 MONITOR; 1 STEREO MONITOR	11/29/04	643	0	0
683	WHITE BOARD	5/09/05	510	0	0
684	OFFICE FURNITURE - BRIAN STOVER	11/08/04	1,549	0	0
686	MOBILE WHITE BOARDS 1 of 2	6/10/05	405	0	0

Asset	Description	Date In Service	Cost	Tax	AMT
687	MOBILE WHITE BOARDS 2 of 2	6/10/05	405	0	0
688	DATACARD SP35 SYSTEM	8/26/04	3,654	0	0
698	OFFICE FURNITURE	9/09/04	1,128	0	0
699	FURNISHINGS - NEW LIBRARY	9/03/04	17,088	0	0
700	CARPETING - NEW LIBRARY	9/03/04	38,056	0	0
701	STATIONARY LIBRARY SHELVE	10/06/04	6,476	0	0
702	CD PROJECTOR - CABLING & WIRING	10/26/04	595	0	0
703	FURNITURE - NEW LIBRARY	10/26/04	912	0	0
705	CUBICLES - NURSING	8/09/04	1,401	0	0
706	4 X 12 WHITE BOARDS 1 of 4	8/09/04	434	0	0
707	4 X 12 WHITE BOARDS 2 of 4	8/09/04	434	0	0
708	4 X 12 WHITE BOARDS 3 of 4	8/09/04	434	0	0
709	4 X 12 WHITE BOARDS 4 of 4	8/09/04	434	0	0
710	8 X 8 ELECTROL SCREENS 1 of 2	8/09/04	751	0	0
711	8 X 8 ELECTROL SCREENS 2 of 2	8/09/04	751	0	0
712	FOLDING TABLES, STACK CHAIRS, FILE C	8/26/04	11,232	0	0
713	OVERHEAD PROJECTOR W/ C 1 of 2	9/09/04	406	0	0
714	OVERHEAD PROJECTORS W/ C 2 of 2	9/09/04	406	0	0
715	4- CUBICLE CURTAINS - NURSING	6/07/05	925	0	0
716	DESK AND CHAIR - NURSING 1 of 9	6/07/05	317	0	0
717	DESK AND CHAIR - NURSING 2 of 9	6/07/05	317	0	0
718	DESK AND CHAIR - NURSING 3 of 9	6/07/05	317	0	0
719	DESK AND CHAIR - NURSING 4 of 9	6/07/05	317	0	0
720	DESK AND CHAIR - NURSING 5 of 9	6/07/05	317	0	0
721	DESK AND CHAIR - NURSING 6 of 9	6/07/05	317	0	0
722	DESK AND CHAIR - NURSING 7 of 9	6/07/05	317	0	0
723	DESK AND CHAIR - NURSING 8 of 9	6/07/05	317	0	0
724	DESK AND CHAIR - NURSING 9 of 9	6/07/05	317	0	0
725	CERVICAL DILATION SIMULATOR - NURS	6/10/05	615	0	0
726	NURSING SKILLS LAB EQUIPMENT	6/30/05	2,961	0	0
727	TELEPHONE LINES - BELLSOUTH	9/09/04	9,046	0	0
729	NEW LIBRARY - HARVEST CONST	9/29/04	266,704	6,667	0
730	BUILDOUT FOR CLASSROOMS - OLD LIBR	9/09/04	9,982	250	0
731	LIBRARY HVAC UNITS	2/28/05	12,292	819	0
732	LIBRARY HVAC UNITS	5/09/05	1,500	100	0
733	MODULAR OFFICE RENOVATION - HARVE	6/20/05	34,009	851	0
734	PRIMETIME - CLASSROOM BUILDOUT	9/03/04	5,256	131	0
735	2 - QUAD OUTLETS IN CEILING - NURSING	10/18/04	2,080	139	0
736	LIBRARY BOOKS	6/30/05	83,085	5,539	0
739	Phones - St. Joe's Bldg	8/17/05	1,951	0	0
740	3 Microscope Objectives	2/24/06	755	0	0
742	Panelw half markerboard	12/13/05	515	0	0
743	Panelw half markerboard	1/10/06	515	0	0
744	Rugs - Dept 270	6/13/06	560	0	0
745	Carpeting - Room 217	3/22/06	3,292	0	0
746	Office Furniture - St. Joe's Bldg	10/18/05	5,895	0	0
747	Office Furniture - Bennett & Ballou	10/18/05	1,499	0	0
748	Office Furniture - Student Affairs	10/18/05	970	0	0
749	Office Furniture - ASN	10/18/05	1,340	0	0
750	Book Drop - Library	11/04/05	2,571	0	0
751	Loveseats, Chairs - Library	10/18/05	1,690	0	0
753	6 - Cubicle panels	8/08/05	1,679	0	0
754	Carpeting - St. Josephs	9/01/05	2,811	0	0
755	2-Alaris Infusion Pumps - Nursing	9/01/05	5,886	0	0
756	Projection & Sound System - Breen Hall	1/10/06	8,913	0	0
757	3 - Oximeters - Nursing	1/13/06	795	0	0
758	8 - Videos Neuro Assesment - Nursing	1/27/06	894	0	0
759	Demo Dose Coumadin / Ampule - Nursing	2/09/06	502	0	0
761	Amplifier Sys., Cath. Simulator Train Station	3/13/06	9,738	0	0
762	2-Storage Cabinets - Nursing	3/23/06	561	0	0
763	Folding Transfer Stretcher - Nursing	4/03/06	1,415	0	0
764	Ethical Issue in Nurs. Series Media	4/25/06	3,273	0	0
765	Sound Work & Mount Projectors - RM102&103	4/25/06	12,368	0	0
766	Medical Equipment - Skills Lab	5/08/06	20,630	0	0
767	2-Spot Vital Monitors & Stands - Nursing	6/21/06	5,847	0	0
768	4-IR50 Broadcast System for 65 students - Nur	6/21/06	4,792	0	0
769	Office Furniture - Watlington, Adams	3/23/06	3,807	0	0
770	Library Books 6/30/06	6/30/06	45,897	3,060	0
771	80' Gravel Guard w Mastic Roofing	12/27/05	768	52	0
772	Alarm - St. Joe's Bldg	12/31/05	1,754	0	0
773	HVAC - Library	11/23/05	16,672	1,111	0

Asset	Description	Date In Service	Cost	Tax	AMT
774	Replace Parts of Alarm System	7/19/05	858	0	0
775	Modular Office Relocation - St. Joe's	7/25/05	62,323	1,598	0
776	Locksmith Service - St. Joe's	9/19/05	993	0	0
777	Network & Phone wiring - St. Joe's	11/04/05	3,256	0	0
778	HVAC - Chapel	4/25/06	5,485	366	0
779	Expansion Valve Board - Chiller	6/30/06	1,867	125	0
780	Sewer Pump - Softball Field	3/13/06	3,595	240	0
789	Printer & Cable - BSN	7/31/05	828	0	0
791	LCD Monitor - Rm 102&103	4/25/06	909	0	0
794	LIBRARY BOOKS	6/30/07	56,675	3,779	0
805	HP5250TN LASERJET	6/30/07	1,436	0	0
806	3 COM 4200 SWITCH-ADMISSIONS	6/04/07	718	0	0
809	COMCASH SOFTWARE & SUPPORT UPGR/	7/28/06	1,208	0	0
812	3-LIC20-CM USER SITE LICENSE-ASN	9/20/06	525	0	0
814	LCS 2416R WHITEBOARD W/ MAPRAIL	9/20/06	558	0	0
815	TRI-COLOR, DOUBLE LINE ELECTRONIC I	8/14/06	870	0	0
816	4-STOOLS-LIBRARY	1/29/07	569	0	0
817	6 FOLDING TABLES-ROOMS 102,103	9/20/06	556	0	0
818	12 GLOBAL CHAIRS	9/20/06	720	0	0
819	GFI-GFX SNAP PANEL SYSTEM - ASN	1/09/07	3,175	0	0
820	CREDENZA, KEYBOARD PLATFORMS - ASN	2/26/07	1,059	0	0
821	6 TRAINING TABLES-DEPT 999	10/03/06	1,285	0	0
822	NEW CARPET- ADMISSIONS	4/12/07	600	0	0
824	CHILLER EXPANSION VALVE	7/14/06	1,790	0	0
825	NEW MOTOR FOR CONDENSER	7/25/06	880	0	0
826	80T CHILLER	11/20/06	37,932	2,528	0
827	HVAC GASPAC HEAT/AIR UNIT	2/26/07	5,490	366	0
828	NEW GAS LINE PROJECT	1/12/07	900	0	0
829	DRYWALL - OLD LIBRARY AREA	8/18/06	2,013	135	0
830	GAS LINE REPLACEMENT	11/28/06	6,848	456	0
831	RELOCATE PHONE EXTENTION-ADMISSIC	6/04/07	1,774	0	0
832	REPLACE PIPING-OLD WING	6/26/07	26,688	1,779	0
833	2 NEW FRONT DOORS-MAIN BLDG	6/29/07	2,184	145	0
834	REPLACE VALVES & COPPER LINE TO BA	6/08/07	1,313	88	0
835	RESURFACE AC TENNIS COURTS	11/06/07	10,540	703	0
836	COMPRESSOR & COIL	9/13/07	2,319	155	0
837	EVAPORATOR CORD CARRIAGE HOUSE	10/10/07	2,075	138	0
838	REROOF CARRIAGE HOUSE	4/21/08	15,092	1,006	0
839	BUILDOUT IN OLD LIBRARY & CUBICLES	4/22/08	11,128	742	0
844	2-CISCO SMARNET & ROUTERS	6/09/08	3,240	0	0
845	AUDIO VISUAL EQUIPMENT FOR NURSIN	6/09/08	8,967	0	0
846	LIBRARY BOOKS	6/30/08	53,893	3,593	0
847	CAMS ENTERPRISE	6/30/08	39,500	0	0
848	DOOR OPENING IN VAULT INSTALL	12/29/08	5,009	333	0
849	REROOF AC LIBRARY	6/30/09	84,075	5,605	0
850	ELECTRICAL WORK FOR CARRIAGE HOUSE	9/18/08	2,070	74	0
852	BUILDING OF OFFICES IN LIBRARY	6/30/09	10,298	687	0
855	INSIGHT SELF SCORE SCANNER	8/14/08	2,885	0	0
856	2 LATTITUDE LAPTOPS D830	10/15/08	3,249	217	0
857	3 DELL LATTITUDE LAPTOPS	3/15/09	2,835	0	0
858	3 SCULPTURED BENCHES	11/25/08	2,010	120	0
859	NEW SHELVES	12/22/08	2,592	185	0
860	RICOH MPC 5000 COPIER	12/30/08	7,000	0	0
861	LIBRARY BOOKS	6/30/09	20,137	1,342	0
862	CAMS	6/30/09	74,254	0	0
863	LIBRARY BOOKS	6/30/10	4,978	332	0
864	Gravel Parking Lot- Large Field	2/22/10	7,198	480	0
865	Gravel Parking Lot- Student Parking Lot	3/17/10	6,555	437	0
866	New Offices - Old Library	8/03/09	12,497	833	0
867	Roof - Aquinas Library	9/08/09	44,641	2,976	0
868	Door & Frame - Sr. Teresa Benedicta	2/09/10	2,212	316	0
869	Spacemaker Storage Building	4/01/10	3,900	260	0
870	Main Chill Water Line Section	10/12/09	3,687	246	0
871	Fan Coil - Debbie Bennett's Old Office	11/10/09	4,000	267	0
872	Back Flow Regulator for Broiler	1/04/10	2,700	180	0
873	Alarm Control Panel & Keypads	6/21/10	2,292	153	0
874	Fan Coil - AC Faculty Lounge	6/30/10	4,250	283	0
875	CAMS UPGRADE	5/17/10	25,000	2,500	0
878	4 Epson 410W Bundle projector w/ wall mount	4/01/10	4,371	0	0
879	Apple Macbooks & Apple Macbook Air Catech	3/04/10	1,613	0	0
883	Office Pro Plus 2010 w 77 licenses	6/30/10	4,342	0	0

Asset	Description	Date In Service	Cost	Tax	AMT
885	5 Phone Sets for New Offices in Library	7/27/09	593	0	0
886	Carpet - New Offices Library	8/17/09	3,456	494	0
887	3 Wall Cabinets; 3 AED Plus	4/26/10	5,730	819	0
888	Saint Dominic Statue	5/13/10	5,000	334	0
889	Carpet - Computer Rooms	6/08/10	2,585	370	0
890	Channel IV pump for Skills Lab	6/30/10	6,926	0	0
891	Extend Student Gravel Parking Lot	12/14/10	7,120	474	0
892	VP ACADEMIC AFFAIRS - OFFICE RENOV	8/30/10	9,448	630	0
893	ST. MARTIN'S PORTABLE BUILDING	10/10/10	360,614	24,040	0
894	WRITE REASON CENTER	4/11/11	4,707	314	0
895	HVAC UNIT ON CARRIAGE HOUSE	3/09/11	5,700	380	0
896	REPLACE UPSTAIRS UNIT IN LITTLE WHI	3/21/11	4,995	333	0
897	TOILET, RE-TILE, INSTALL CLASS 5 WATE	4/11/11	3,663	244	0
898	(15) ZEISS MICROSCOPES	9/30/10	25,500	1,275	0
899	NURSING COLLECTION - E-BOOKS; SETS 1-3	6/13/11	5,000	917	0
900	2ND INSTALLMENT FOR LIBRARY SOFTW	8/23/10	63,910	2,130	0
901	SMART RESPONSE PE SYSTEM, 2 SMART I	6/30/11	3,816	763	0
903	(8) OPTIPLEX 790 DESKTOP COMPUTERS	6/30/11	6,416	1,283	0
904	(3) VOSTRO 320 DESKTOP COMPUTERS	4/01/11	2,505	376	0
905	LEARNING MANAGEMENT PLATFORM SOF	2/23/11	4,000	533	0
906	(3) FOUR DRAWER LATERAL FILE CABINETS	8/02/10	2,771	396	0
907	(6) OFFICE CHAIRS & (2) LEATHER CHAIRS	8/27/10	2,248	321	0
908	(2) DARK CHERRY BOOKCASES	9/01/10	2,017	288	0
909	AUDIO VISUAL PRESENTATION INSTALLA	9/27/10	8,566	429	0
910	OFFICE FURNITURE FOR DIR. OF SEC. ED	7/12/10	2,675	382	0
911	CUSTOM FRAMING - JESUS ON THE CROSS	9/13/10	3,311	473	0
912	ON COUNTER BOOKCHECK - LIBRARY	11/02/10	3,378	482	0
913	LIBRARY BOOKS	6/30/12	11,005	734	0
914	REINSTALL UNDERGROUND ROOF DRAINS	6/14/12	7,237	482	0
916	REPLACE FAN FOIL - UPSTAIRS OFFICE	6/07/12	3,560	237	0
917	REPLACE COMPRESSOR ON BACKUP CHII	3/06/12	15,400	1,027	0
918	NEW BOILER	1/17/12	35,100	2,340	0
919	MULTI-MEDIA LEARNING LAB RENOVATI	3/06/12	13,808	920	0
920	21-DELL OPTIPLEX 790'S	11/07/11	16,842	3,368	0
921	21-OFFICE PRO PLUS LICENSES	11/07/11	1,176	0	0
922	RICHOH AFICIO PRINTER	10/17/11	292	59	0
923	1-HP 1810G-24 SWITCH	12/07/11	301	60	0
924	4-SURGE PROTECTORS	1/10/12	80	16	0
925	1-SMART BOARD W SMART DOC CAMERA	1/11/12	4,783	957	0
926	MOVE SMART BOARD UP ON WALL	1/24/12	288	57	0
927	SMART PROJECTION AUDIO SYSTEM	1/31/12	295	59	0
928	21-CYBER ACOUSTIC SILVER HEADSETS	2/07/12	271	55	0
929	SMART BOARD ACCESSORIES	2/17/12	280	55	0
930	5-RF HID RECEIVERS; 400 NXT RESPONSE	6/29/12	18,640	3,728	0
931	VIDEO TO DVD CONVERSION	6/15/12	259	52	0
932	DELL XPS 14z Laptop	5/14/12	1,593	319	0
933	21-OPTIPLEX 790 COMPUTERS	9/08/11	16,842	3,369	0
934	7-HP 1810G-24 SWITCHES	1/03/12	2,107	421	0
935	OFFICE FURNITURE - MULTI-MEDIA LAB	4/14/12	9,275	1,325	0
938	ID MACHINE	6/29/12	5,917	845	0
939	NEW ICE MACHINE AND BIN	11/28/11	2,931	419	0
941	COMPOSITE REPLACEMENT PROJECT-NU	9/26/11	7,999	1,143	0
942	LIBRARY BOOKS	1/07/13	3,135	209	0
943	REPLACE SECTION OF SIDEWALK TO ST I	12/03/12	2,500	166	0
944	LIGHTING FOR HARDING ROAD SIGN	12/07/12	3,194	213	0
945	REPLACE HAIL DAMAGED COILS & HVAC	12/04/12	21,333	547	0
946	REPLACE FAN COIL - Br. Ignatius Office	8/08/12	4,595	117	0
947	REPLACE HEAT EXCHANGER - LIBRARY I	4/08/13	4,975	128	0
948	VIDEO CAMERA - SPANISH CFP	10/15/12	2,045	409	0
949	NURSING INSTRUCTIONAL EQUIPMENT	8/17/12	4,826	965	0
950	SENTINEL SUCTION UNIT, BLACK INJ TRA	8/23/12	1,316	263	0
951	PROPAQ 202 MONITOR EKG 8 CPU BRAINS	8/23/12	30,665	6,133	0
952	10 DIAGNOSTIC SETS	5/08/13	5,680	1,136	0
953	17 OPTIPLEX 790	8/17/12	14,553	2,910	0
954	22 DESKS, OAK CHAIRS, DRAWER CHESTS	6/24/13	18,011	2,573	0
955	REPLACE CARPET - ROOM 100	4/02/13	3,000	429	0
956	REPLACE CARPET - NURSING OFFICE AREA	7/24/12	2,300	329	0
957	ONLINE CATECHETICS VIDEO PROJECT	7/01/12	34,414	6,883	0
958	FURNITURE FOR RESIDENCE HALL (SETO	7/01/12	24,192	3,456	0
959	RESIDENCE HALL IMPROVEMENTS (SETO	7/01/12	45,000	1,153	0
960	ONLINE CATECHETICS VIDEO PROJECT	5/31/13	30,325	6,065	0

Asset	Description	Date In Service	Cost	Tax	AMT
961	FILL DIRT IMPROVEMENT	6/30/13	208,334	0	0
962	LIBRARY BOOKS	8/27/13	2,056	137	0
963	REPLACE MAIN HVAC CIRC. PUMP	3/20/14	2,375	61	0
964	INSTALL BATHROOM IN CARRIAGE HOUSE	11/19/13	8,981	230	0
965	2 VENTILATORS-WOMEN'S BATHROOM	11/19/13	2,865	74	0
966	100 MS OFFICE LICENSES	8/05/13	5,700	1,900	0
967	3 DELL OPTIPLEX 7010 DESKTOPS	8/05/13	2,317	464	0
968	29 DELL OPTIPLEX 7010 DESKTOPS	8/05/13	22,399	4,480	0
969	MERAKI ACCESS POINT; 2 ANTENNAS/LIC	3/20/14	2,155	431	0
970	8 HOUSE LIFE BANNERS	7/17/13	2,709	271	0
971	13 COLLEGE CIRCLE/BUILDING BANNERS	9/04/13	2,907	291	0
972	OUTDOOR TABLE/2 BENCHES FOR LIBRARY	2/26/13	2,556	365	0
973	MARKETING VIDEO-CONV. & LECTURE SE	3/17/14	3,200	640	0
974	INSTALLATION-ATM BREEN HALL	6/16/14	4,181	418	0
975	Adoration Chapel Landscape & Irrigation Sys	10/29/14	24,136	1,609	0
976	AC Unit for MIS Room	1/08/15	4,170	107	0
977	HVAC Tecumseh Comp & Evap	2/11/15	5,254	135	0
978	Matrix Card Reader	5/15/15	2,425	162	0
997	Adoration Chapel	6/30/15	204,171	5,235	0
998	Dell-4 Latitude laptops, doc stations, 22in	11/14/14	5,670	1,134	0
999	Dell-3 Latitude laptops, doc stations, 22in	11/14/14	4,172	835	0
1000	Dell-2 Latitude laptops, doc stations, 22in	11/24/14	2,709	542	0
1001	Dell-12 Latitude laptops, doc stations, 22in	12/05/14	16,018	3,203	0
1002	Dell Power Edge R530 Server	2/23/15	5,371	1,074	0
1003	Computerland - 76 MS Office Pro Plus 2013	3/03/15	4,332	1,444	0
1004	Square Black Picnic Tables	7/15/14	2,656	380	0
1005	Chairs for Chapel/ Kneelers for St. Jude chap	8/04/14	22,620	3,232	0
1006	89 2-Shelf Carrels, LED tasklights & Cork Boa	2/02/15	27,883	3,983	0
1007	Seton Lodge Furninture	7/30/14	29,070	4,153	0
1008	Storage building and paint near volleyball ct	11/14/14	4,775	682	0
1009	Castello Center Sim Lab Equipment	5/01/15	69,846	9,978	0
Total Other Depreciation			<u>6,722,590</u>	<u>244,908</u>	<u>0</u>
Total ACRS and Other Depreciation			<u>6,722,590</u>	<u>244,908</u>	<u>0</u>
Grand Totals			<u>6,722,590</u>	<u>244,908</u>	<u>0</u>

Form **990****Two Year Comparison Report****2013 & 2014**For calendar year 2014, or tax year beginning **07/01/14**, ending **06/30/15**

Name

Taxpayer Identification Number

AQUINAS COLLEGE**62-0812782**

		2013	2014	Differences
Revenue	1. Contributions, gifts, grants	1. 6,254,283	739,310	-5,514,973
	2. Membership dues and assessments	2.		
	3. Government contributions and grants	3. 692,498	641,122	-51,376
	4. Program service revenue	4. 6,234,495	5,799,925	-434,570
	5. Investment income	5. 255,231	344,352	89,121
	6. Proceeds from tax exempt bonds	6.		
	7. Net gain or (loss) from sale of assets other than inventory	7. -16	-26,019	-26,003
	8. Net income or (loss) from fundraising events	8. 13,051	10,543	-2,508
	9. Net income or (loss) from gaming	9.		
	10. Net gain or (loss) on sales of inventory	10.		
	11. Other revenue	11. 79,385	68,961	-10,424
	12. Total revenue. Add lines 1 through 11	12. 13,528,927	7,578,194	-5,950,733
Expenses	13. Grants and similar amounts paid	13.		
	14. Benefits paid to or for members	14.		
	15. Compensation of officers, directors, trustees, etc.	15.		
	16. Salaries, other compensation, and employee benefits	16. 5,872,111	5,782,370	-89,741
	17. Professional fundraising fees	17.		
	18. Other professional fees	18. 834,053	789,495	-44,558
	19. Occupancy, rent, utilities, and maintenance	19. 281,696	315,404	33,708
	20. Depreciation and Depletion	20. 274,263	262,471	-11,792
	21. Other expenses	21. 1,404,467	1,313,683	-90,784
	22. Total expenses. Add lines 13 through 21	22. 8,666,590	8,463,423	-203,167
	23. Excess or (Deficit). Subtract line 22 from line 12	23. 4,862,337	-885,229	-5,747,566
Other Information	24. Total exempt revenue	24. 13,528,927	7,578,194	-5,950,733
	25. Total unrelated revenue	25.		
	26. Total excludable revenue	26. 6,569,095	6,187,219	-381,876
	27. Total assets	27. 26,723,130	26,293,847	-429,283
	28. Total liabilities	28. 268,396	387,460	119,064
	29. Retained earnings	29. 26,454,734	25,906,387	-548,347
	30. Number of voting members of governing body	30. 17	16	
	31. Number of independent voting members of governing body	31. 10	9	
	32. Number of employees	32. 248	199	
	33. Number of volunteers	33. 46	67	

Form **990T****Two Year Comparison Report****2013 & 2014**For calendar year 2014, or tax year beginning **07/01/14**, ending **06/30/15**

Name

Taxpayer Identification Number

AQUINAS COLLEGE**62-0812782**

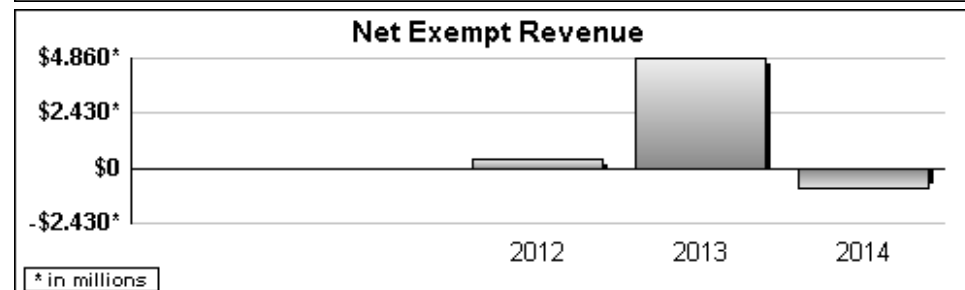
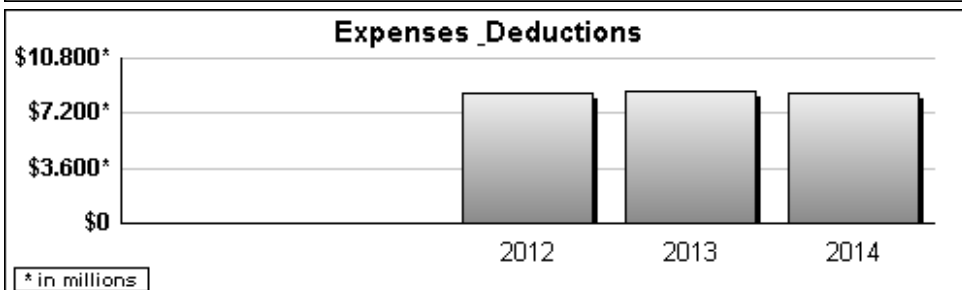
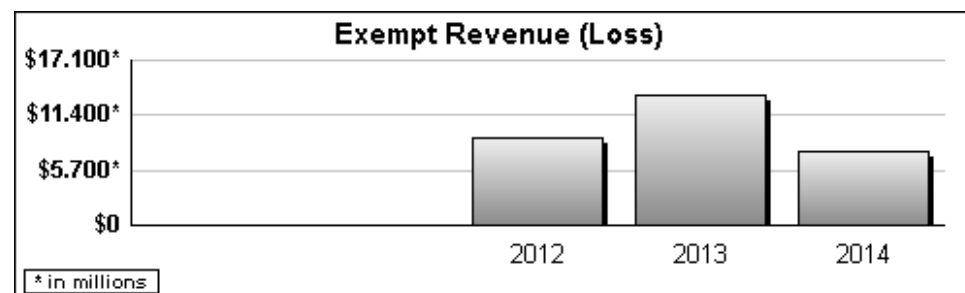
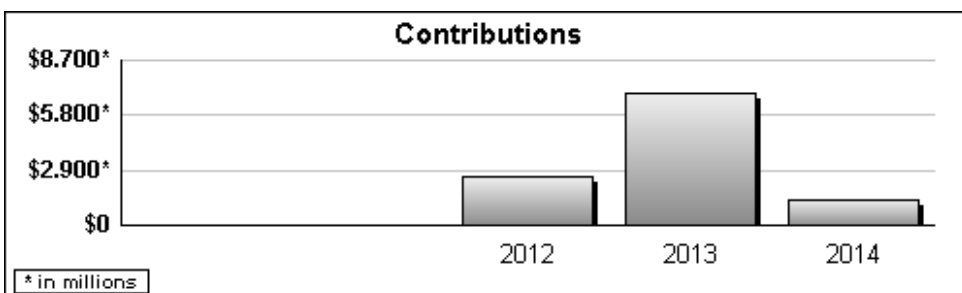
		2013	2014	Differences
Revenue	1. Gross profit/loss on business activities	1.		
	2. Capital gains/losses	2.		
	3. Income/loss from partnerships and S corporations	3.		
	4. Rental income (net of expense)	4.		
	5. Unrelated debt-financed income (net of expense)	5.		
	6. Interest, and other income from controlled organizations (net of expense)	6.		
	7. Investment income of specific organizations (net of expense)	7.		
	8. Exploited exempt activity income (net of expense)	8.		
	9. Advertising income (net of expense)	9.		
	10. Other income	10.		
	11. Total trade or business income. Combine lines 1 through 10	11.		
Expenses	12. Compensation of officers, directors, and trustees	12.		
	13. Other salaries and wages	13.		
	14. Repairs and maintenance	14.		
	15. Bad debts	15.		
	16. Interest	16.		
	17. Taxes and licenses	17.		
	18. Charitable contributions	18.		
	19. Depreciation and Depletion	19.		
	20. Contributions to deferred compensation plans	20.		
	21. Employee benefit programs	21.		
	22. Other deductions	22.		
23. Total deductions. Add lines 12 through 22	23.			
24. Taxable income before NOL. Subtract line 23 from 11	24.			
25. Net operating loss deduction	25.			
26. Specific deduction	26.	1,000		-1,000
27. Unrelated business taxable income.	27.	-1,000		1,000
Tax & Credits	28. Income tax (corporate or trust)	28.		
	29. Proxy tax	29.		
	30. Alternative minimum tax	30.		
	31. Total taxes	31.		
	32. Other credits	32.		
	33. General business credit	33.		
	34. Credit for prior year minimum tax	34.		
	35. Total credits	35.		
	36. Net tax after credits	36.		
	37. Recapture taxes	37.		
38. Total Taxes	38.			
Due/Refund	39. Prior year overpayment and estimated tax payments	39.		
	40. Payment made with extension	40.		
	41. Backup withholding and foreign withholding	41.		
	42. Other payments	42.		
	43. Total payments	43.		
	44. Balance due/(Overpayment)	44.		
	45. Overpayment applied to next year	45.		
	46. Penalties	46.		
47. Total due/(Refund)	47.			

Form 990	Tax Return History	2014
Name AQUINAS COLLEGE		Employer Identification Number 62-0812782

	2010	2011	2012	2013	2014	2015
Contributions, gifts, grants			2,595,719	6,946,781	1,380,432	
Membership dues						
Program service revenue			6,899,898	6,234,495	5,799,925	
Capital gain or loss			-826,124	-16	-26,019	
Investment income			229,839	255,231	344,352	
Fundraising revenue (income/loss)			-14,250	13,051	10,543	
Gaming revenue (income/loss)						
Other revenue			83,468	79,385	68,961	
Total revenue			8,968,550	13,528,927	7,578,194	
Grants and similar amounts paid						
Benefits paid to or for members						
Compensation of officers, etc.						
Other compensation			5,475,285	5,872,111	5,782,370	
Professional fees				834,053	789,495	
Occupancy costs			247,329	281,696	315,404	
Depreciation and depletion			274,590	274,263	262,471	
Other expenses			2,574,788	1,404,467	1,313,683	
Total expenses			8,571,992	8,666,590	8,463,423	
Excess or (Deficit)			396,558	4,862,337	-885,229	
Total exempt revenue			8,968,550	13,528,927	7,578,194	
Total unrelated revenue						
Total excludable revenue			8,968,550	6,569,095	6,187,219	
Total Assets			20,525,135	26,723,130	26,293,847	
Total Liabilities			299,644	268,396	387,460	
Net Fund Balances			20,225,491	26,454,734	25,906,387	

Form 990T	Tax Return History	2014
Name AQUINAS COLLEGE		Employer Identification Number 62-0812782


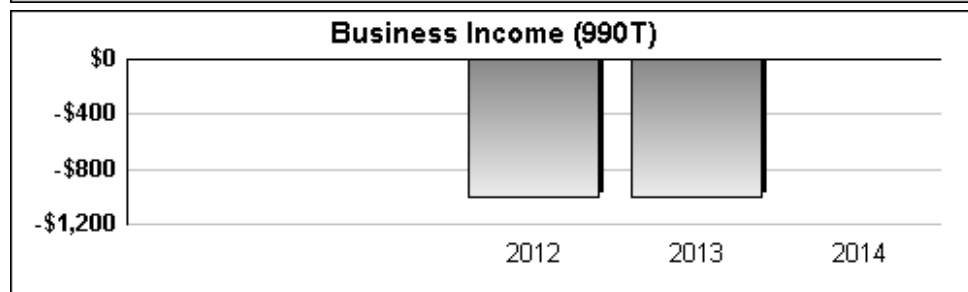
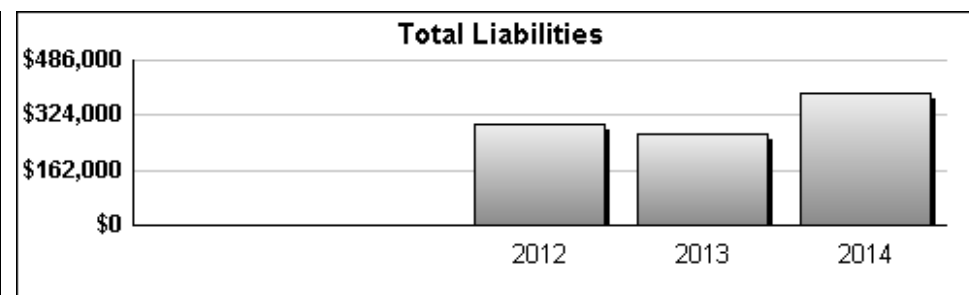
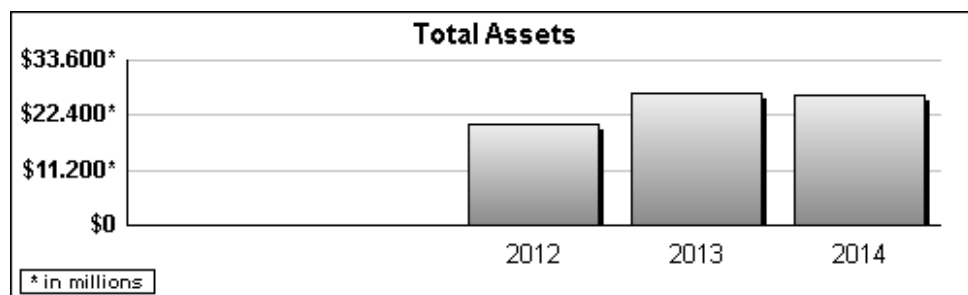
	2010	2011	2012	2013	2014	2015
Business activity profit/loss						
Capital gains/losses						
Partner and S Corp gain/loss						
Rental income*						
Debt-financed income*						
Controlled organizations income/interest*						
Investment income, specific organizations*						
Exploited exempt activity income*						
Other income						
Total trade or business income.						
Compensation of officers, ect.						
Other salaries and wages						
Repairs and maintenance						
Bad debts						
Interest						
Taxes and licenses						
Charitable contributions						
Depreciation and Depletion						
Deferred compensation plans						
Employee benefit programs						



Form 990T	Tax Return History	2014
Name AQUINAS COLLEGE		Employer Identification Number 62-0812782

	2010	2011	2012	2013	2014	2015
Other deductions						
Net operating loss deduction						
Specific deduction			1,000	1,000		
Income after expense and deductions			-1,000	-1,000		
Income tax (corporate or trust)						
Other taxes						
Total taxes						
General business credit						
Other credits						
Net tax after credits						
Estimated tax payments						
Other payments						
Balance due/Overpayment						

* Income shown net of expenses



Taxable Dividends from Securities

<u>Description</u>		<u>Amount</u>	<u>Unrelated Business Code</u>	<u>Exclusion Code</u>	<u>Postal Code</u>	<u>Acquired after 6/30/75</u>	<u>US Obs (\$ or %)</u>
INVESTMENT	INCOME	\$ 344,352		14			
	TOTAL	<u>\$ 344,352</u>					

Federal Statements

Form 990, Part IX, Line 11g - Other Fees for Service (Non-employee)

Description	Total Expenses	Program Service	Management & General	Fund Raising
CONTRACTED SERVICES	\$ 712,109	\$	\$ 690,041	\$ 22,068
TOTAL	\$ 712,109	\$ 0	\$ 690,041	\$ 22,068

Form 990, Part IX, Line 24e - All Other Expenses

Description	Total Expenses	Program Service	Management & General	Fund Raising
MEMBERSHIP DUES	\$ 50,955	\$ 49,040	\$	\$ 1,915
RECRUITING	43,546		43,546	
MISCELLANEOUS	27,486	3,714	23,772	
POSTAGE	24,962	90	23,182	1,690
ONLINE COMPUTER SERVICES	18,512	18,512		
HONORARIUMS	17,850	17,850		
ACCREDITATION	14,168	14,168		
TELEPHONE	12,478		12,478	
BAD DEBT EXPENSE	11,983		11,983	
PHOTOGRAPHY	8,040		8,040	
GIFTS	7,610	4,813		2,797
BOARD EXPENSES	6,496		6,496	
RETREAT EXPENSES	5,785	2,978	2,627	180
PROMOTIONAL ITEMS	5,168		4,602	566
OTHER FUNDRAISING	3,750		750	3,000
BANK SERVICE CHARGES	1,842		1,549	293
CLASS RING / PIN EXPENSES	1,051	1,051		
TOTAL	\$ 261,682	\$ 112,216	\$ 139,025	\$ 10,441